

Neighbors In Need Of Services, Inc.

Head Start/Early Head Start

2013-2014 Public Report



402 W. Robertson Street
San Benito, Texas 78586
Tel: 956.399.9944 - Fax: 956.399.9966

www.ninosinc.org
nheadstart@aol.com

"Creating a brighter future for our children and la familia"

2013-2014 Annual Public Report

Neighbors In Need Of Services, Incorporated (NINOS, Inc.) was established in 1990 as a non-profit organization, as described in IRS Code Section 501(c)3. NINOS, Inc. is funded by the United States Department of Health & Human Services to operate four grants: Head Start, Early Head Start, Texas Department of Agriculture (TDA) and Training & Technical Assistance (T&TA). The service area covers Cameron and Willacy counties. The program serves children and their families from before they are born through four (4) years of age. Head Start children receive services that include: educational, nutritional, dental, health, transitional, and special services. One of the criteria for receiving Head Start services is that the families must meet federal income poverty guidelines.

The agency has a total of 28 Head Start centers, 7 Head Start/Early Head Start centers, and 3 Early Head Start centers. This year because of the good partnership the program has with the La Feria School District two 4 year old classrooms from La Feria Head Start were re-located to Sam Houston Head Start.

The program serves 2,706 children in Head Start and 208 in Early Head Start. The mission statement of the agency is "Creating a brighter future for our children and la familia".

NINOS, Inc., is governed by an 11 member Board of Directors and an 85 member Policy Council. The composition of the Board of Directors includes an attorney, a certified public accountant, a former fire marshal, retired public school administrators and representatives from the community. The Policy Council is composed of a parent representative and an alternate from each center, and 5 community representatives from the different service areas. The governing bodies establish policy and approve the operating budgets. The Executive/Head Start Director recommends and implements policy and manages personnel.

This year the program applied for 64 Early Head Start slots through an expansion grant the Office of Head Start that was offered during the summer.

FISCAL

The management staff formulates the annual budget in collaboration with the Board of Directors and Policy Council finance committees. The proposed budget is categorized with 5 line items as mandated by The

Office of Head Start. The line item categories are as follows: Personnel, Fringe Benefits, Travel, Equipment (optional), Supplies, and Other. The annual re-funding application, along with the proposed budget, are presented to the Board of Directors and Policy Council for approval.

NINOS, Inc. is in compliance and in good standing with the Administration for Children and Families, Head Start Bureau. The program received a positive audit for fiscal year 2012-2013 from an independent auditor.

The total amount of public and private funds received for Fiscal Year 2012-2013:

2013-2014 Total Operating Grants	
Head Start	17,494,002
Early Head Start	2,076,150
TDA	2,482,385
Total	22,052,537
2013-2014 Non-Federal Share	
Head Start	4,373,500
Early Head Start	519,038
Total Non Federal Share	4,892,538
2013-2014 Budgetary Expenditures	
Travel	93,200
T&TA	257,319
Supplies	685,445
Equipment	0
Other	2,279,953
Fringes	4,388,413
Salaries	11,415,822
TDA	2,482,385
Total	22,052,537



““Creating a brighter future for our children and la familia””

HEALTH SERVICES

The Health Services Department focuses on educating, screening and advocating for the health of Head Start and Early Head Start children, families and community. The department also provides training on health procedures, monitors and conducts vision, hearing, and dental screenings. Children are referred to physicians for physicals and immunizations as needed. The agency also has a Health Advisory Committee comprised of community health professionals that meet 3 times a year to discuss health issues within the community and health services for the families.

The following statistical data was based on the 2013-2014 cumulative Head Start enrollment of 3,117:

Head Start Body Mass Index (based on children's age and sex)	
Underweight (BMI less than 5th percentile)	7%
Healthy weight (at or above 5th percentile and below 85th percentile)	68%
Overweight (BMI at or above 85th percentile and below 95th percentile)	16%
Obese (BMI at or above 95th percentile)	21%

Head Start Medical and Dental Services - Children	
Percentage of children who are up-to-date on a schedule of age appropriate preventive and primary health care, according to the relevant state's EPSDT schedule for well child care	97%
Percentage of children with continuous, accessible dental care provided by a dentist	98%

Head Start Mental Health Referrals - Children	
Number of children who were referred by the program for mental health services outside of Head Start	19

The following statistical data is based on the 2012-2013 cumulative Early Head Start enrollment of 327:

Early Head Start - Medical Services	
Percentage of children who have been determined by a health care professional to be up-to-date on all immunizations appropriate for their age	92%
Percentage of children with an ongoing source of continuous, accessible health care	92%

RECRUITMENT

A target survey is conducted annually that covers the entire service area of Cameron and Willacy Counties. Low income sectors are targeted for this survey. NINOS, Inc.'s personnel conduct this survey using a door-to-door interview method. Recruitment is ongoing to ensure that a waiting list is maintained. Recruitment activities are promoted through announcements posted in community and local service buildings, businesses, churches and circulated through the local newspapers. All distributed information is made available in both English and Spanish. The recruitment effort includes recruiting children who have disabilities. Ten percent of enrollment opportunities are made available to children with disabilities.

ENROLLMENT

Month	Enrollment	% of Funded
August - 2013	2914	100%
September - 2013	2914	100%
October - 2013	2914	100%
November - 2013	2914	100%
December - 2013	2914	100%
January - 2014	2914	100%
February - 2014	2914	100%
March - 2014	2914	100%
April - 2014	2914	100%
May - 2014	2914	100%
June - 2014*	511	100%
July - 2014*	511	100%

*Funded only partially for summer

The cumulative enrollment for the 2013-2014 school year was 3117 in Head Start and 327 in Early Head Start.



FAMILY SERVICES

Parent Involvement is all about empowering and engaging parents in their child's growth and development. Through various aspects of the program it assists parents to advocate for themselves and their families. Parents play an integral part of the program as decision-makers, program volunteers, and advocates for their children and families. The Policy Council consists of parents and community volunteers that assist in setting and revising policies for NINOS, Inc. Each Head Start center is represented at the Policy Council by a Representative and an Alternate elected at their parent committee meetings. The parents are empowered to make major decisions for the agency such as hiring, budgeting, and monitoring program services. An average of 85% of the families attended these meetings and trainings every month throughout the year.

PARENT TRAININGS

NINOS, Inc., provides parents with an array of ongoing training sessions, which enhance personal growth opportunities. Topics include parent orientation, pedestrian safety, domestic violence, child abuse and prevention, transition, expanded nutrition program, prenatal care, education and early childhood development, safety practices, continuing education, marriage enrichment, health education, oral health, fatherhood, parent enrichment, disability services, hurricane preparedness and transportation laws.

Some of the activities in the Parent Involvement area include: Parent & Youth Mini-Conference, participation in the National Head Start Association Parent Training Conference, Parent Committee & Policy Council Officers Training, Governance Training, and the Annual Volunteer and Recognition Banquet. This year 2,300 fathers/father figures played an active role in their children's holistic development through Fatherhood Activities, such as Father/Child Day at the Zoo.

SCHOLARSHIPS

The Policy Council has a scholarship program, which awarded twelve (12) scholarships of \$1,200 each; these were awarded to former Head Start students and former and current parents in support of their higher education. The scholarships awarded for the 2013-2014 school year totaled \$14,400.

PARENT AND COMMUNITY VOLUNTEERS

A special recognition banquet was held on April 16, 2014, to honor parent and community volunteers. A total of 3,698 volunteers served the children and families of NINOS, Inc., throughout the year.

TRANSITION

Transition is a priority at Head Start. Children can't begin to learn if they are frightened or uncomfortable with their surroundings. The transition services focus on assisting and preparing parents and staff as a child leaves the comfort of home to enter the Early Head Start, Head Start, or the Public School. A total of 1,313 children were transitioned into kindergarten at the end of the 2013-2014 school year.

COLLABORATION

Head Start has a working relationship with all thirteen (13) school districts, eight (8) public libraries, and one (1) state-chartered school within our service area. We have written local agreements with each entity. The agreements are updated annually or as specified in the agreements.



CHILDREN SERVICES

The shared vision of the NINOS, Inc. Head Start/Early Head Start program is to prepare all children for kindergarten and future successes through collective leadership, planning, accountability, and professional development. The program adopted the definition of school readiness, primarily underpinned from the Improving Head Start for School Readiness Act of 2007 which requires programs to maintain and sustain a birth to five comprehensive, developmental system framework. Therefore, the NINOS, Inc. program based the educational approach by drawing from the definition of school readiness as the state of development that enables children to successfully transition from Head Start and function and gain knowledge from learning experiences in kindergarten classrooms.

This year, in order to strengthen the school readiness approach, NINOS, Inc. administration organized leadership teams of staff, parents, and community partners. The teams responded systematically by utilizing a variety of resources and data to establish goals and age-specific indicators. The leadership team members referenced the national and state guidelines and resources such as the Head Start Child Development and Early Learning Framework, Parent and Community Engagement Framework, PlayBright Early Learning System, Scholastic Early Learning Curriculum, Texas Prekindergarten Guidelines, and the draft of the Texas State Early Learning Framework. Data sources, which were examined for patterns in the progress and well-being of the children, included the Learning Accomplishment Profile 3 (LAP3) and Early Learning Accomplishment Profile (ELAP) 2012–2013 child assessment results, as well as the NINOS 2012–2013 Self-Assessment Report, the Program Information Report (PIR), and the Early Development Instrument (EDI) Community Profile.

The 2013-2014 school readiness goals addressed the needs of all children, including dual language learners and children with disabilities. The goals attended to

health and nutrition, relationships, eagerness to learn, ability to connect known and new experiences, communication, and print and book awareness. It is also important to note that these goals did not represent the full breadth of development occurring during the first five years of life, nor typify the number of goals the program develops. Nonetheless, these goals and age-specific benchmarks enabled staff, families, and school partners to implement effective practices necessary to promote the school readiness informed by both research and data. Throughout the year, the NINOS, Inc. community of staff, parents, and supportive educational agencies worked side by side to support children's development.

2013-2014 School Readiness Goals

- Children will understand and demonstrate healthy and safe habits.
- Children will engage in healthy relationships and interactions with others as they develop a healthy concept of their personal identity.
- Children will demonstrate interest, curiosity, persistence, and eagerness to learn.
- Children will develop and demonstrate the ability to retain and connect new and familiar experiences to numerical knowledge.
- Children will increase their oral language abilities and pre-literacy skills.
- Parents will engage in the development, learning, and healthy well-being of their children.



2013-2014 Annual Public Report

ASSESSMENT

The children are formally assessed three times a year to follow their developmental progress and to determine the effectiveness of the curriculum. The growth percentages are a comparability of the first, second and third assessments of the 2013-2014 school year. There was growth in all areas.

2013-2014 - 3 Year Olds - Lap 3 - Results by Domain

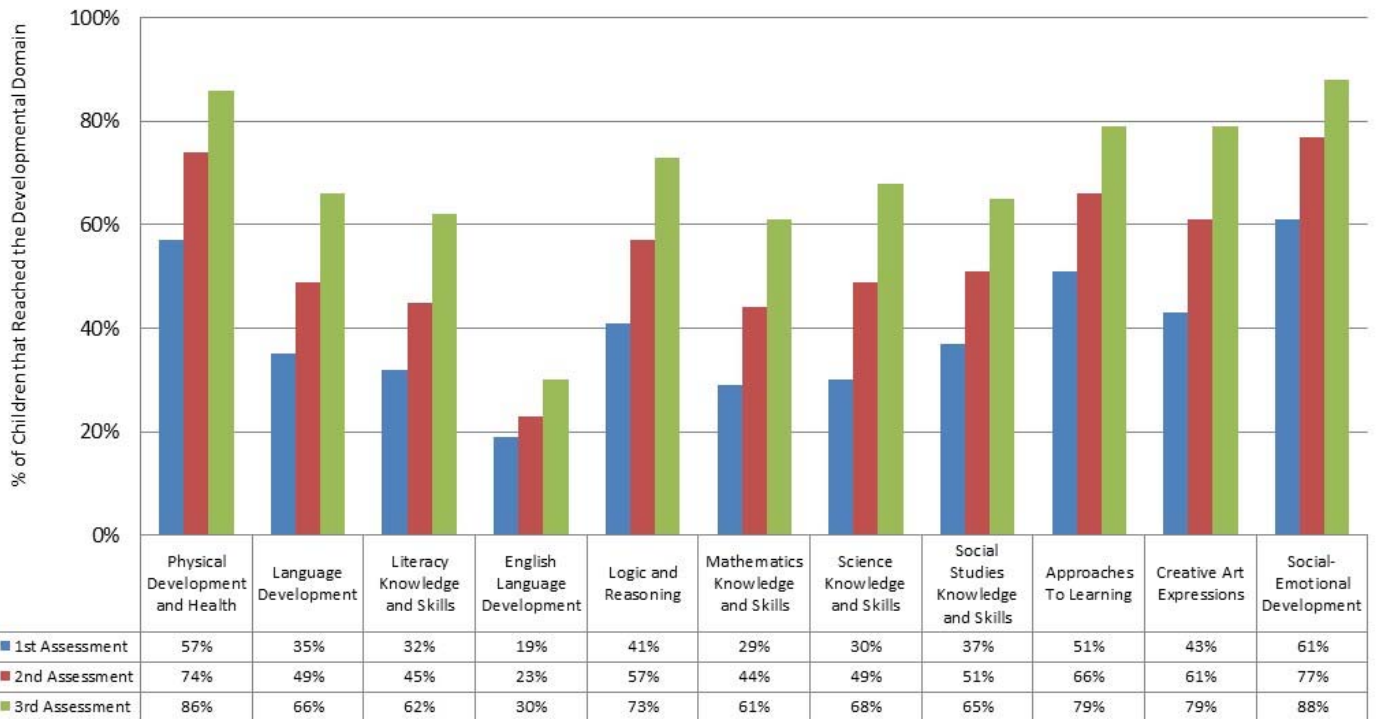
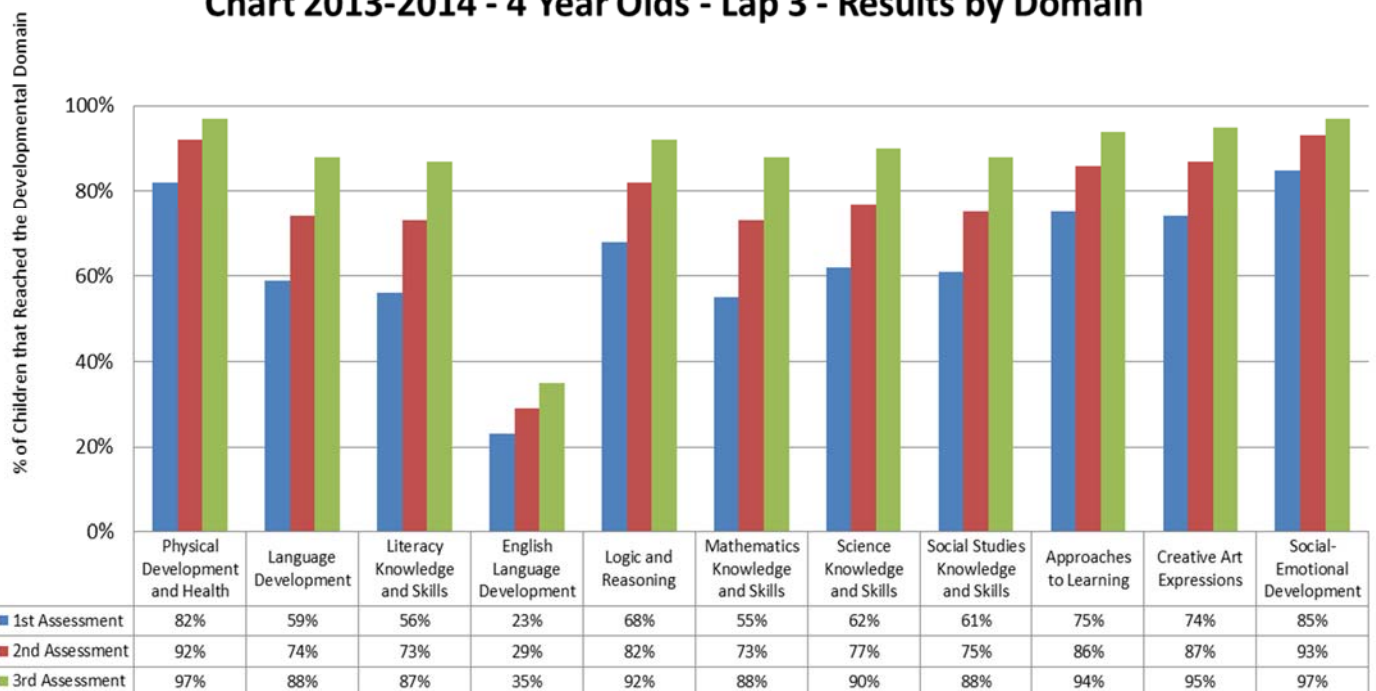


Chart 2013-2014 - 4 Year Olds - Lap 3 - Results by Domain



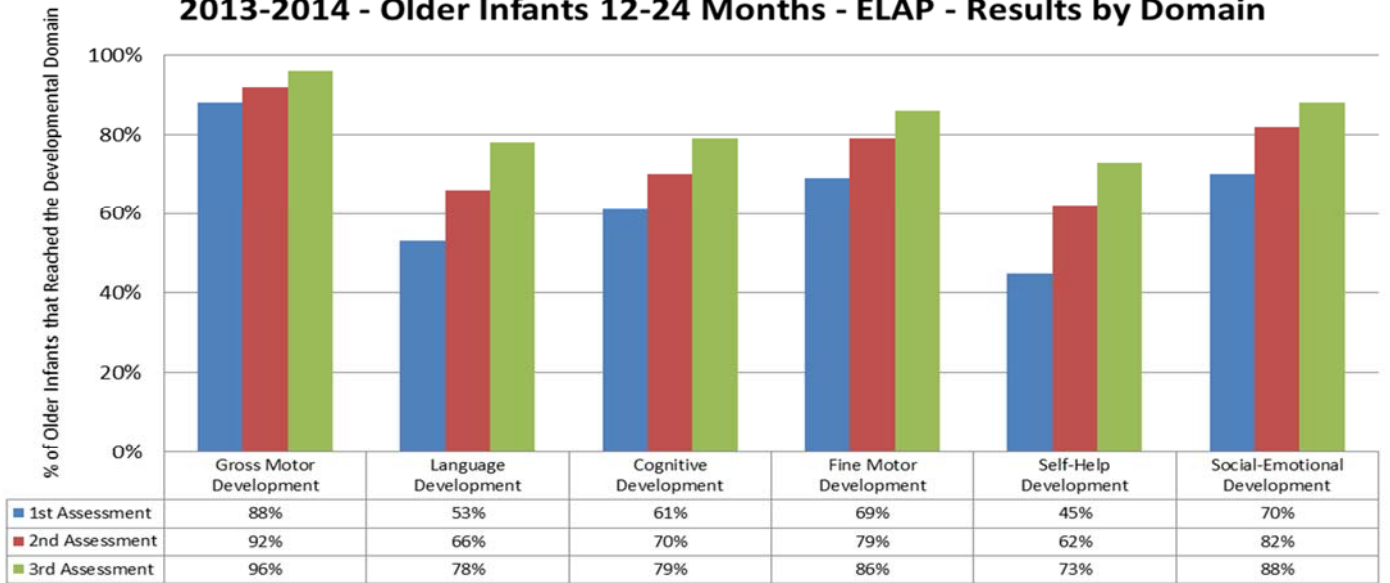
“Creating a brighter future for our children and la familia”

2013-2014 Annual Public Report

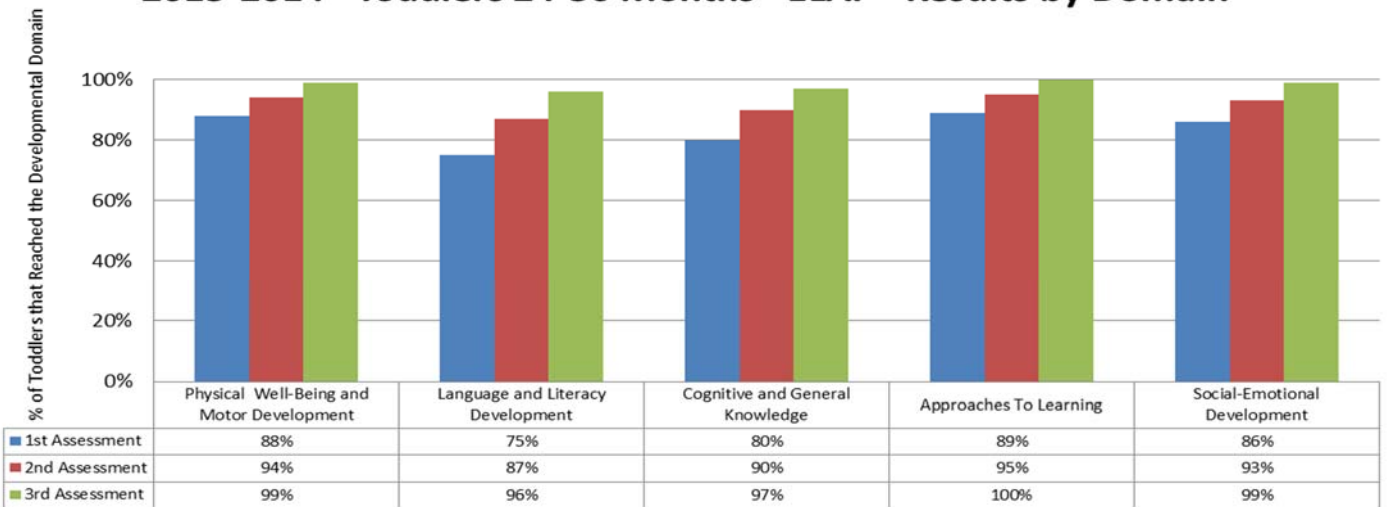
2013-2014 - Infants 0-12 Months - ELAP - Results by Domain



2013-2014 - Older Infants 12-24 Months - ELAP - Results by Domain



2013-2014 - Toddlers 24-36 Months - ELAP - Results by Domain



“Creating a brighter future for our children and la familia”