



Neighbors In Need Of Services, Inc. Head Start/Early Head Start



“Creating a brighter future for our children and la familia”



22887 State Highway 345
Rio Hondo, Texas 78583
Tel: 956.399.9944 - Fax: 956.399.9966

www.ninosinc.org
info@ninosinc.org

NINOS, Inc. is an equal opportunity provider and employer

Annual Report • 2018-2019



“Creating a brighter future for our children and la familia”

TABLE OF CONTENTS

- 4 Governance
- 5 About NINOS, Inc.
- 6 Supports and Services
- 7 Enrollment
- 9 Children Services
- 11 Child Outcomes
- 14 Family Services
- 16 Family Outcomes
- 17 Health Services
- 18 Financial Information





GOVERNANCE

The Governing Board

The NINOS, Inc., Head Start/Early Head Start Board of Directors serves as the governing body for NINOS, Inc. and is composed of 8 members, in accordance with the Head Start Performance Standards. The Board of Directors have legal and fiscal responsibility for administering and overseeing the program, including the safeguarding of federal funds.

Roque Rodriguez, Chairperson

Roberto Lopez, Vice-Chairperson

Esperanza Vera, Secretary/Parliamentarian

Mary Sosa, Treasurer/Sergeant at Arms

Maria F. DeFord, Member

Juan Moreno, Jr. Member

Claudio Ortiz, Member

Juanita Ortiz, Member

Policy Council

The NINOS, Inc., Head Start/Early Head Start Policy Council is composed of 53 members, one representative and one alternate from each area and three community representatives. The council's membership is elected and composed as follows:

The HSPC is composed of 95% parents of Head Start/Early Head Start children presently enrolled in the program and 5% of representatives from within the community.

The role as defined by the Head Start Program Performance Standards and includes shared governance responsibility regarding decisions about program goals and plans, annual budget, and personnel functions.

Juan Manuel Gandara, Jr., President

Edwardo Briones, Vice-President

Cassandra Longoria, Secretary/Treasurer

Executive Director

The NINOS, Inc.'s Executive/Head Start Director recommends and implements policy and manages personnel.

Manuela Rendon, Executive/Head Start Director



ABOUT NINOS, INC

Neighbors In Need Of Services, Inc. (NINOS, Inc.) Head Start/Early Head Start program focuses on the holistic approach and core values of promoting school readiness for children under the age of 5 years from low-income families through education, health, social and other services.

NINOS incorporated in 1990 as a non-profit organization, as described in the IRS Code Section 501(c)3. NINOS, Inc. is funded by the United States Department of Health and Human Services to operate three grants: Head Start, Early Head Start, and Training and Technical Assistance (T/TA). Furthermore, the children's meals are reimbursed by the Texas Department of Agriculture (TDA). The service area covers Cameron and Willacy counties. The program serves children and their families from before they are born through four (4) years of age. Head Start and Early Head Start children receive services that include: educational, nutritional, dental, health, transitional, and special services. One of the criteria for receiving Head Start services is that the families must meet federal income poverty guidelines.

The agency has a total of 43 Head Start centers, 12 Head Start/Early Head Start centers, and 3 Early Head Start centers. The program serves 2,546 children in Head Start and 288 in Early Head Start.

Mission

The mission of NINOS, Inc. is "Creating a brighter future for our children and la familia" We work to enhance the development of young children, promote healthy family functioning, provide for staff development and establish partners among the Community.



SUPPORTS AND SERVICES

NINOS, Inc. tracks data on the provision of services and supports to ensure families and children are reaching their full potential. In the 2018-2019 program year, 2332 families received NINOS, Inc. services and supports. The information below shows the specific resources, referrals and supports our families received during the 2018-2019 program year.



Family Support

Housing Assistance	115
Child Support	1013
Parenting Education	512
Relationship/Marriage Education	102
Asset Building Services	98
Families of Incarcerated Individuals	26



Crisis Support

Crisis Intervention	171
Substance Abuse Prevention	0
Substance Abuse Treatment	0
Child Abuse and Neglect	0
Domestic Violence	10



Skills Support

English as a Second Language Training	139
Adult Education	162
Job Training	250



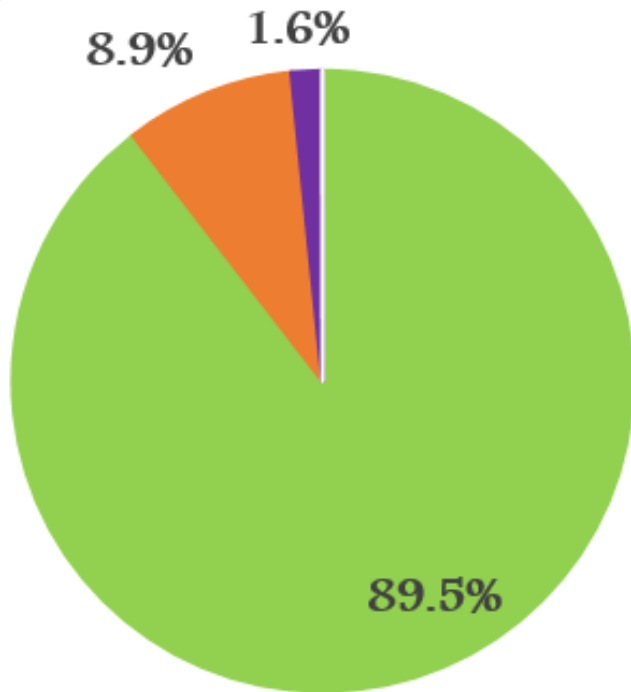
Health Care Services

Mental Health Services	37
Health Education	897



ENROLLMENT

Enrollment by Eligibility Categories



NINOS, Inc. is committed to serving populations most in need. In the 2018-2019 program year 100 percent of the families served by NINOS, Inc. Head Start/Early Head Start were either income eligible, receiving public assistance (TANF/SSI) or had a child in foster care. NINOS, Inc. continues to build relationships with partner agencies across the Cameron and Willacy counties to serve the most vulnerable populations.

- Income Eligible
- TANF/SSI
- Foster
- Homeless

Cumulative Enrollment

The cumulative enrollment for the 2018-2019 program year was 2884 in Head Start and 412 in Early Head Start.

Type of Eligibility - Head Start/Early Head Start		
Income Below 100% of federal poverty line	2951	89.5%
Public Assistance such as TANF, SSI	292	8.9%
Status as a foster child	52	1.6%
Homeless	1	<1%
TOTAL	3296	

The total number of families served for the 2018-2019 program year was 2742 in Head Start and 354 in Early Head Start



ENROLLMENT

Recruitment

A target survey is conducted annually that covers the entire service area of Cameron and Wil- lacy counties. Low income sectors are targeted for this survey. Ninos, Inc.’s personnel conduct this survey using a door-to-door interview method. Recruitment is ongoing to ensure that a waiting list is maintained. Recruitment activities are promoted through announcements posted in community and local service buildings, businesses, churches and circulated through the lo- cal newspapers. All distributed information is made available in both English and Spanish. The recruitment efforts includes recruiting children who have disabilities. Ten percent of en- rollment opportunities are made available to children with disabilities.

Monthly Enrollment

Between August 2018 and Jun 2019 the average monthly enrollment for the Head Start pro- gram, including slots open less than 30 days, was 98 percent of available slots, and the average monthly enrollment of the Early Head Start program was 100 percent.

ENROLLMENT

Month	Enrollment	% of Funded Enrollment
August – 2018	2752	94%
September - 2018	2752	94%
October - 2018	2766	95%
November - 2018	2766	95%
December - 2018	2754	95%
January - 2019	2754	95%
February - 2019 (Conversion)	2834	100%
March - 2019	2834	100%
April - 2019	2834	100%
May - 2019	2833	100%
June - 2019*	799	100%
July - 2019*	799	100%

*Funded only partially for summer

Conversion

In February 2019 NINOS Inc. converted 160 Head Start slots to 80 Early Head Start slots with approval from the Office of Head Start. The funded enrollment for the Head Start program re- duced from 2706 to 2546. The funded enrollment for the Early Head Start program increased from 208 to 288.



Children Services

The shared vision of the NINOS, Inc.'s Head Start/Early Head Start program is to prepare all children for kindergarten and future successes through collective leadership, planning, accountability, and professional development. The program adopted the definition of school readiness, primarily underpinned from the Improving Head Start for School Readiness Act of 2007 which requires programs to maintain and sustain a birth to five comprehensive, developmental system framework. Therefore, the NINOS, Inc. program bases its educational approach by drawing from the definition of school readiness as the state of development that enables children to successfully transition from Head Start to function and gain knowledge from learning experiences in kindergarten classrooms.

NINOS, Inc. utilized leadership teams of staff, parents, and community partners to respond systematically by using a variety of resources and data to establish goals and age-specific indicators. The leadership team members referenced the national and state guidelines and resources such as the Head Start Performance Standards, Head Start Early Learning Outcomes Framework, Parent and Community Engagement Framework, Partners for Healthy Babies Pregnant Mothers' Curriculum, Play Bright Early Learning System, Scholastic Early Learning Curriculum, Frog Street Early Childhood 0-5 Curriculum, Texas Prekindergarten Guidelines, and the Texas State Early Learning Infant Toddler Framework. In addition, data sources were examined for patterns in the progress and well-being of the children, which included the Learning Accomplishment Profile 3 (LAP3) and Early Learning Accomplishment Profile (ELAP) child assessment results, as well as the NINOS Self-Assessment Report, the Program Information Report (PIR), and the Early Development Instrument (EDI) Community Profile.

The 2018-2019 school readiness goals addressed the needs of all children, including dual language learners and children with disabilities. These goals address the child's health and nutrition, relationships, eagerness to learn, ability to connect known and new experiences, communication, and awareness of books and printed material. It is also important to note that these goals did not represent the full breadth of development occurring during the first five years of life, nor typify the number of goals the program develops. Nonetheless, these goals and age-specific benchmarks enabled staff, families, and school partners to implement effective practices necessary to promote the school readiness informed by both research and data. Throughout the year, the NINOS, Inc.'s community of staff, parents, and supportive educational agencies worked side by side to support children's development.



Children Services

2018-2019 School Readiness Goals

DOMAINS FROM HEAD START EARLY LEARNING OUTCOMES FRAMEWORK	OUTCOMES
Approaches to Learning	◆ Children will demonstrate interest, curiosity, persistence, and eagerness to learn.
Social and Emotional Development	◆ Children will engage in relationships and interactions with others as they develop a healthy concept of their personal identity.
Language and Literacy	◆ Children will increase their oral language abilities and pre-literacy skills.
Cognition	◆ Children will develop and demonstrate the ability to retain and connect new and familiar experiences to numerical knowledge.
Perceptual, Motor and Physical Development	◆ Children will understand and demonstrate healthy and safe habits.

Transitions

Transition is a priority at Head Start. Children can't begin to learn if they are frightened or uncomfortable with their surroundings. The transition services focus on assisting and preparing parents and staff as a child leaves the comforts of home to enter the Early Head Start, Head Start or the Public School.

- ◆ A total of 782 children were transitioned into kindergarten at the end of the 2018-2019 program year.
- ◆ A total of 60 toddlers transition to Head Start at the end of the of the 2018-2019 program year.

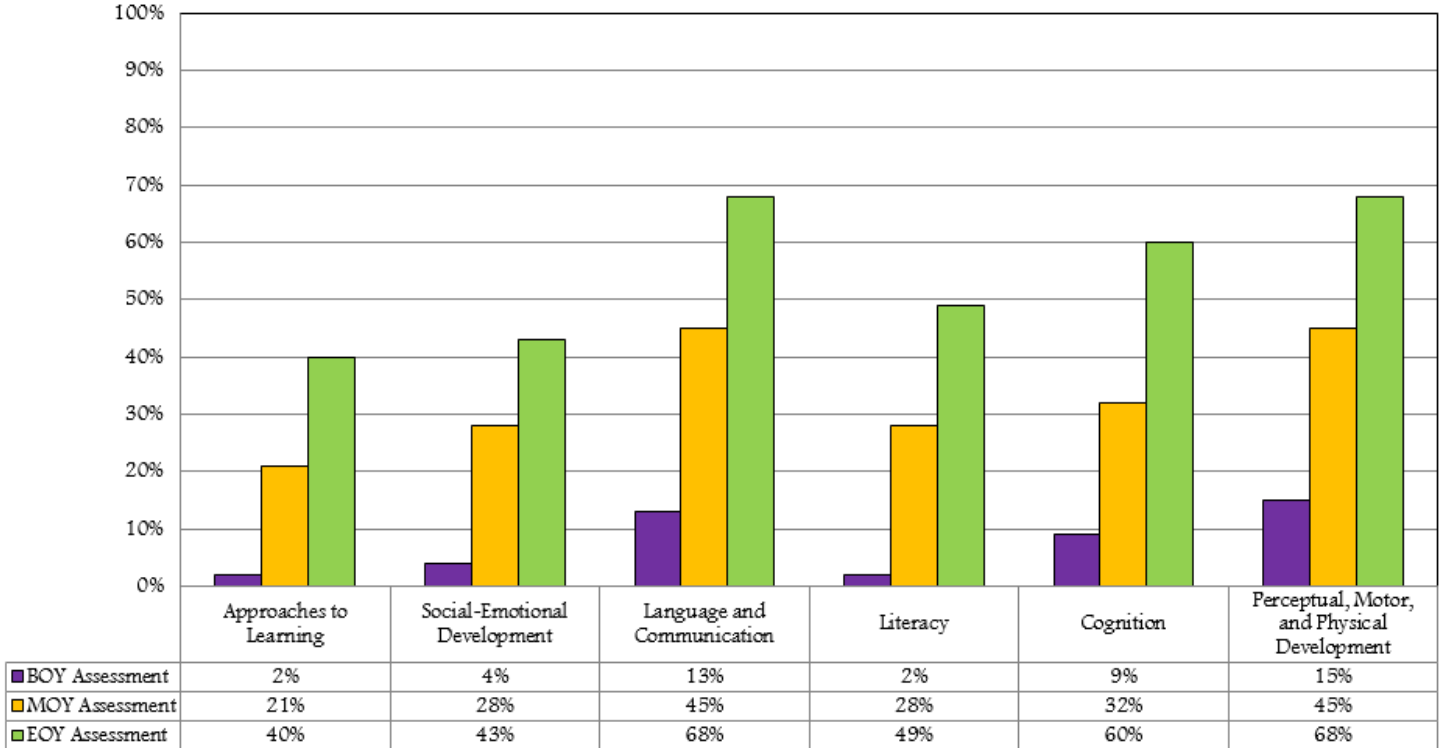
Assessment

The children are formally assessed three times a year to follow their developmental progress and to determine the effectiveness of the curriculum. The growth percentages are a comparability of the first, second and third assessments of the 2018-2019 program year. There was growth in all areas.

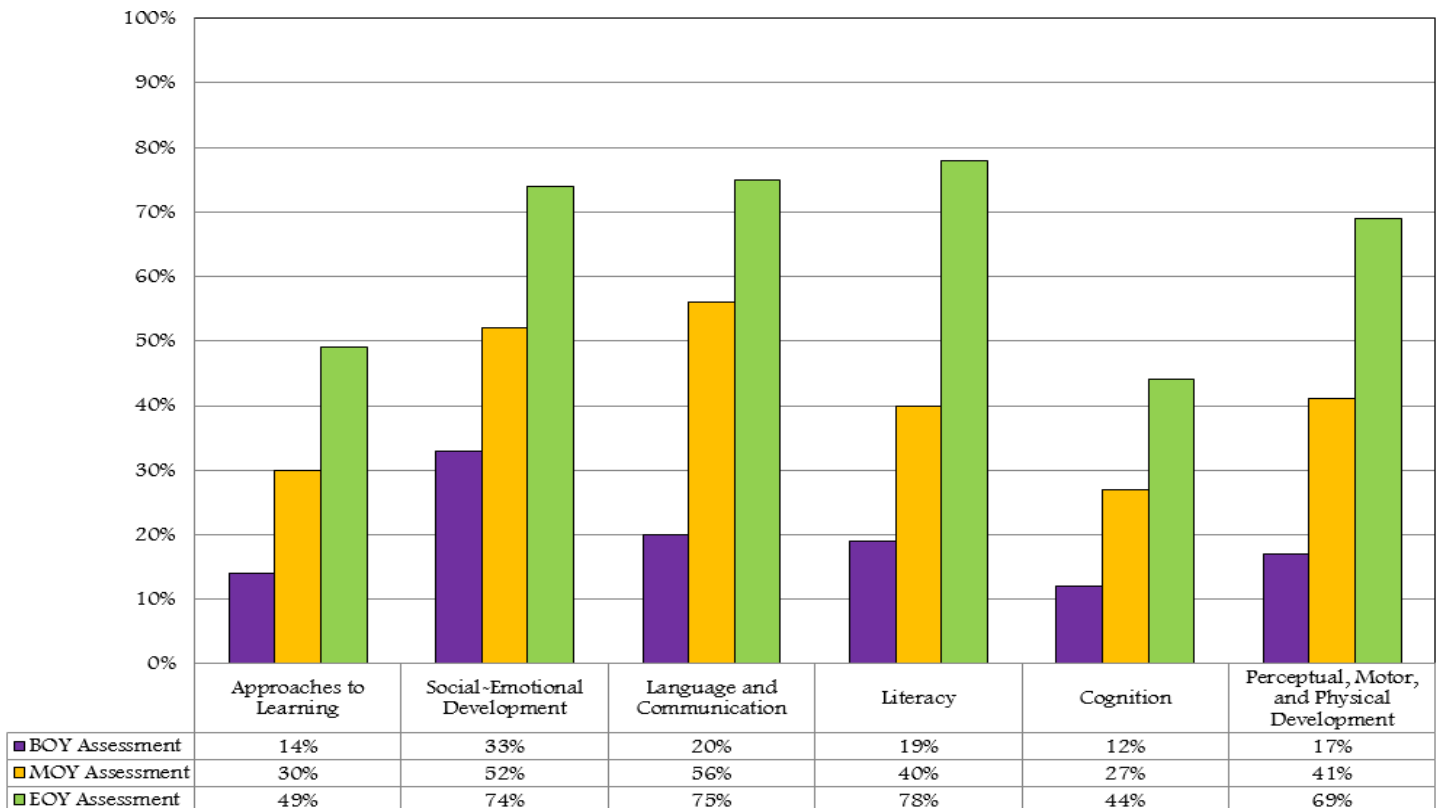


Children Outcomes

Infants 0-12 Months ~ E-Lap School Readiness Progress Report End of the Year Results 2018-2019



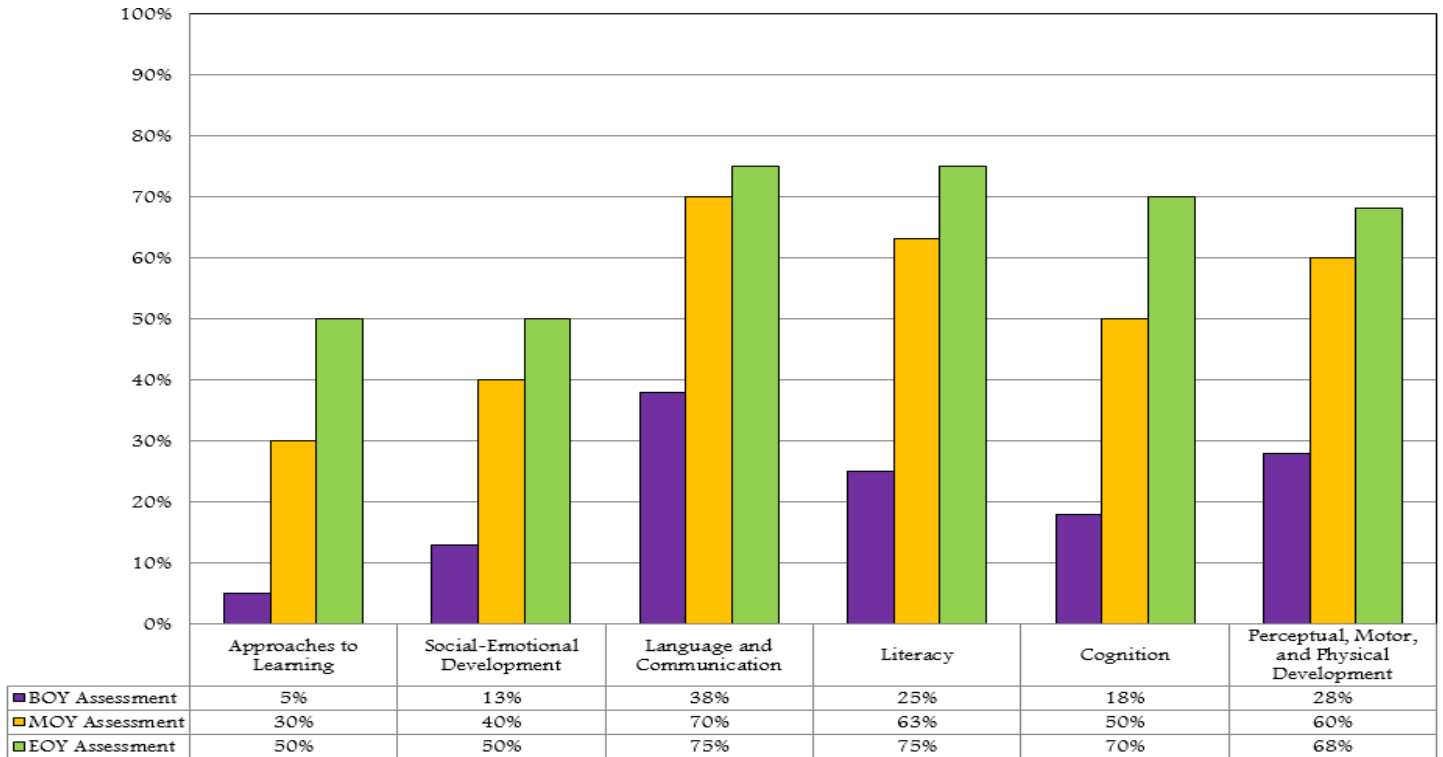
Mobile Infants 12-24 Months ~ E-Lap School Readiness Progress Report End of the Year Results 2018-2019



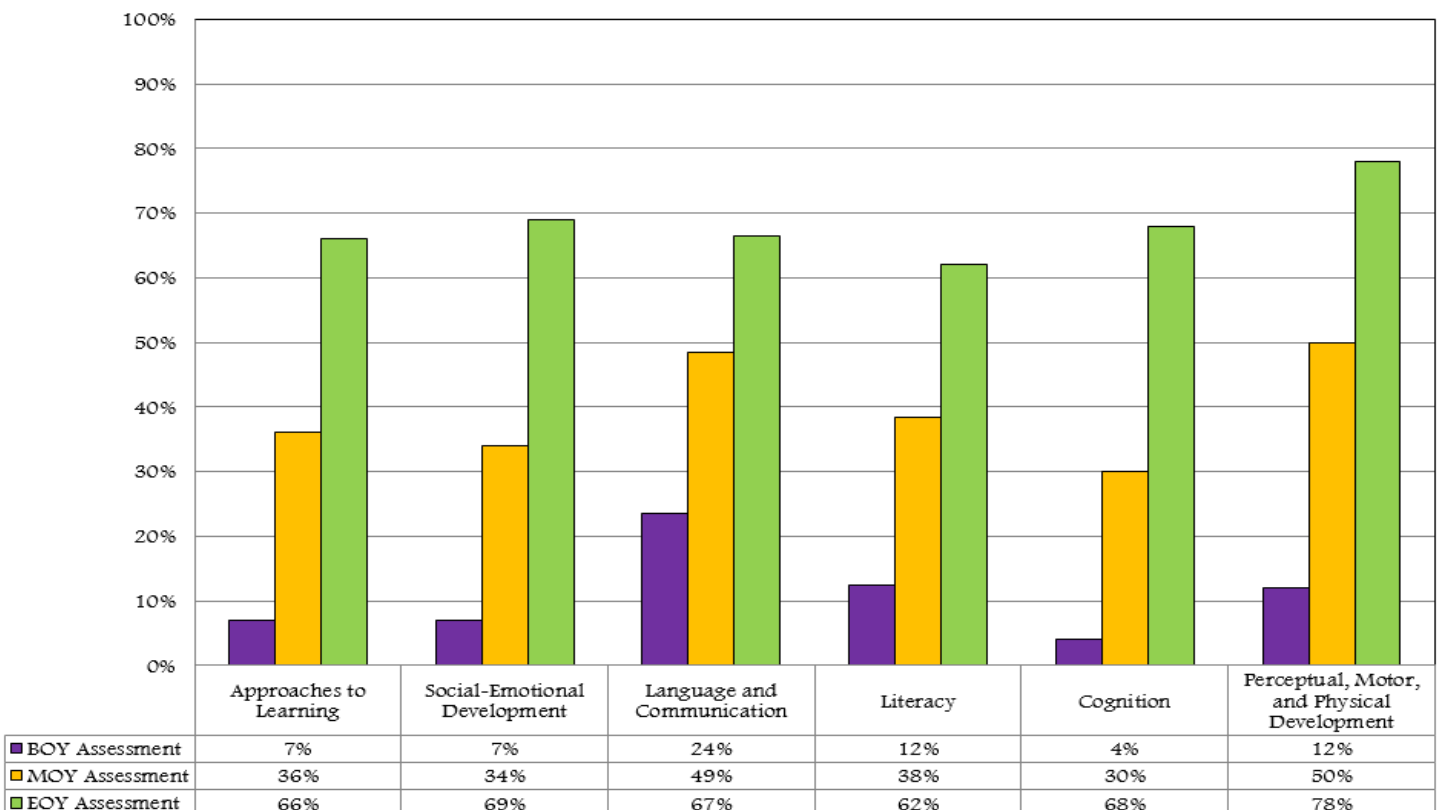


Children Outcomes

Toddlers 24-36 Months - E-LAP School Readiness Progress Report End of the Year Results 2018-2019

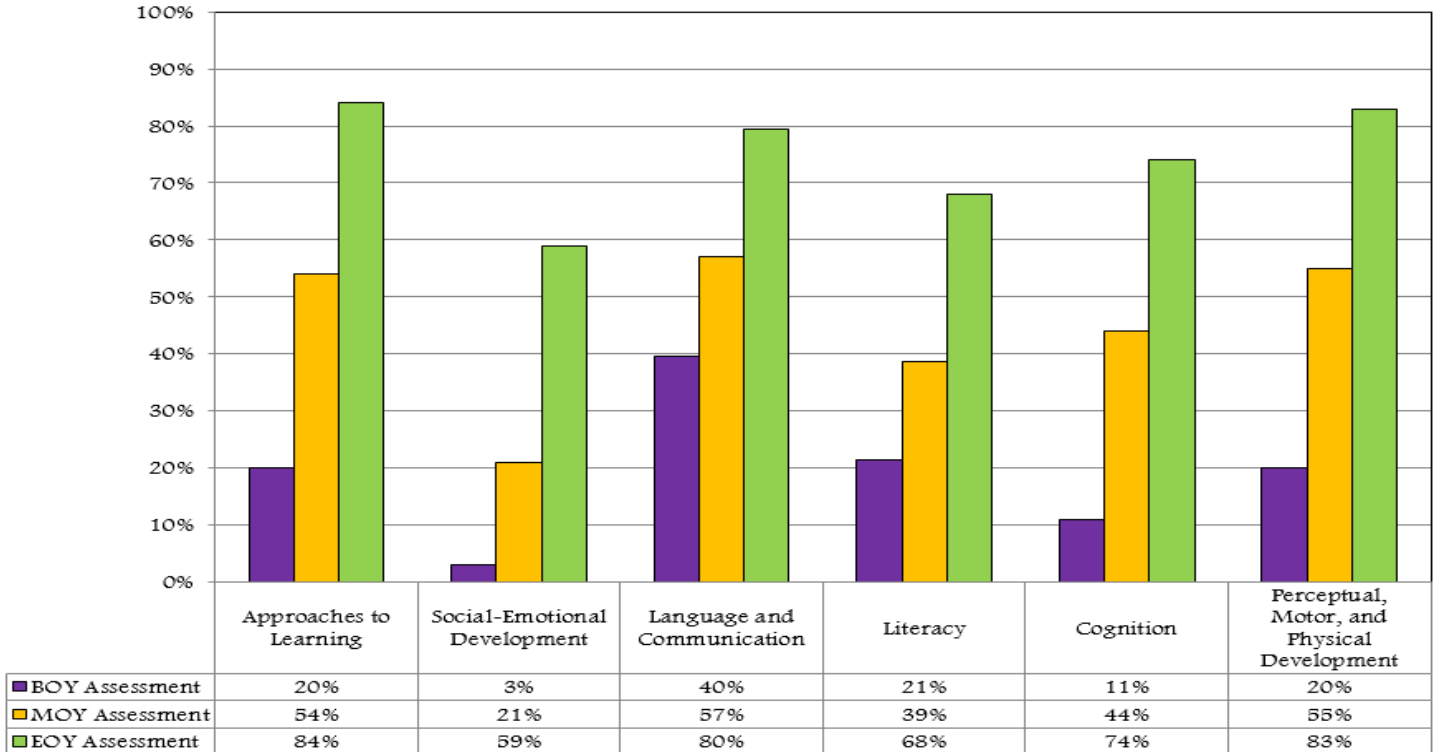


3 Year Olds - LAP 3 School Readiness Progress Report End of the Year Results 2018-2019



Children Outcomes

4 Year Olds - LAP 3 School Readiness Progress Report End of the Year Results 2018-2019



Collaboration

Head Start has a working relationship with twelve(12) school districts, eight (8) public libraries, and one (1) state-chartered school within its service area. There are written local agreements with each entity. The agreements are updated annually or as specified in the agreements.

School Partnership Activities	Transition Activities	Special Services	Dual Enrollment	On-Site Certified Teacher	Facilities	Transportation	Food Service	Shared Training	Total Activities
Brownsville	x	x	x	x	x		x	x	7
Harlingen	x	x	x		x	x	x	x	7
La Feria	x	x	x		x	x	x		6
Los Fresnos	x	x	x		x	x	x		6
Lyford	x	x	x		x	x	x		6
Port Isabel	x	x	x			x		x	5
Raymondville	x	x							2
Rio Hondo	x	x	x		x	x	x	x	7
San Benito	x	x	x		x	x	x	x	7
Santa Maria	x	x	x		x	x	x		6
Santa Rosa		x			x		x		3
Raul Yzaguirre	x	x			x	x			4



Family Services

Parent Involvement is all about empowering and engaging parents in their child's growth and development. Through various aspects of the program, the Family Services Department assists parents to advocate for themselves and their families. Parents play an integral part of the program as decision-makers, program volunteers, and advocates for their children and families. The Policy Council consists of parents and community volunteers that assist in setting and revising policies for NINOS, Inc. Each Head Start center is represented at the Policy Council by a Representative and an Alternate elected at their parent committee meetings. The parents are empowered to make major decisions for the agency such as hiring, budgeting, and monitoring program services. An average of 85% of the families attended these meetings and trainings every month throughout the year.

Parent Trainings

NINOS, Inc. provides parents with an array of ongoing training sessions, which enhance personal growth opportunities. Topics include parent orientation, pedestrian safety, domestic violence, child abuse and prevention, transition, expanded nutrition program, prenatal care, education and early childhood development, safety practices, continuing education, marriage enrichment, health education, oral health, fatherhood, parent enrichment, disability services, hurricane preparedness and transportation laws.

Scholarships

The Policy Council has a scholarship program, which awarded twelve (12) scholarships of \$1,200 each; these were awarded to former Head Start students and former and current parents in support of their higher education. The scholarships awarded for the 2018-2019 program year totaled \$14,400.



Family Services

Parent Involvement Activities

Some of the activities in the Parent Involvement area include: Parent and Youth Mini-Conference, participation in the National Head Start Association Parent Training Conference, Parent Committee and Policy Council Officers' Training, Governance Training, fatherhood activities and the Annual Volunteer and Recognition Banquet.

The Annual Father and Child Day at the Zoo Activity was held on Saturday, April 13, 2019 and Saturday, March 30, 2019 at the Gladys Porter Zoo and then had a picnic at Dean Porter Park. A total of 2,835 fathers/father figures and their Head Start/Early Head Start children attended this activity making it a great success. This activity is part of the Fatherhood Initiative intended to strengthen the role of fathers in families.



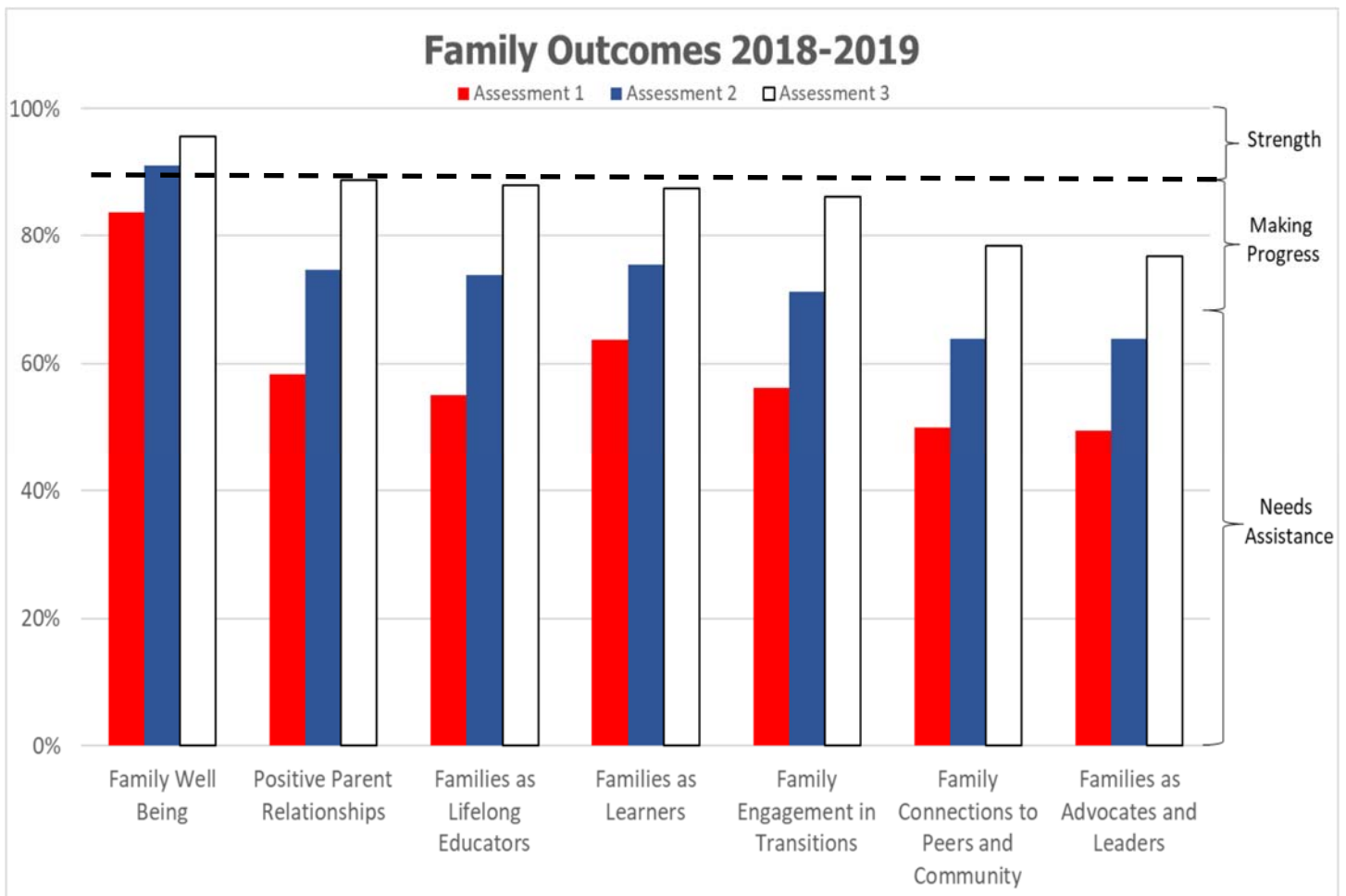
Parent And Community Volunteers

A special recognition banquet was held on May 23, 2019, to honor parent and community volunteers. A total of 2,848 volunteers served the children and families of NINOS, Inc. throughout the year.



Family Outcomes

The program recognizes that goalsetting with individual families is a critical component to achieving positive outcomes for children and families. Families are formally assessed three times a year to follow their developmental progress in Family Goals that were developed in conjunction with the children’s School Readiness Goals. There was growth in all areas.

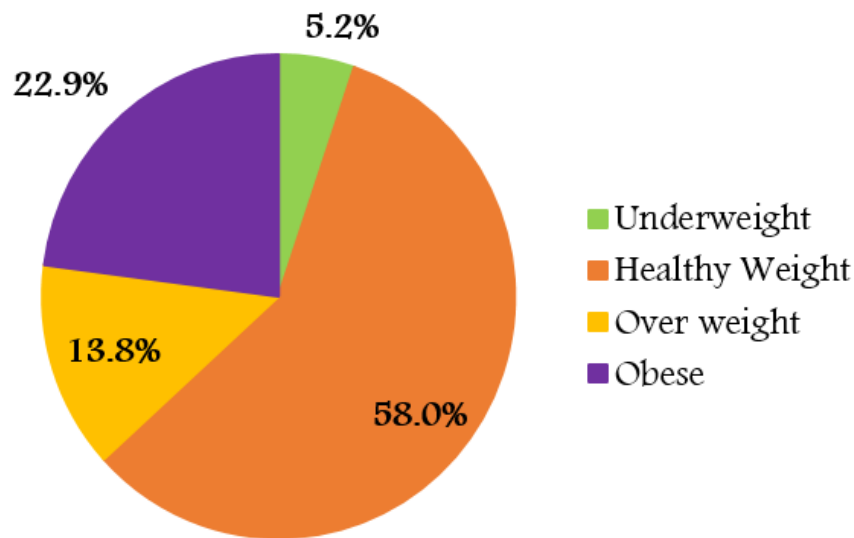


Health Services

The Health Services Department focuses on educating, screening and advocating for the health of Head Start and Early Head Start children, families and community. The department also provides training on health procedures, monitors and conducts vision, hearing, and dental screenings. Children are referred to physicians for physicals and immunizations, as needed. The agency also has a Health Advisory Committee comprised of community health professionals that meet 3 times a year to discuss health issues within the community and health services for the families.

The following statistical data is based on the 2018-2019 cumulative Head Start enrollment of 2,884:

Head Start Body Mass Index (based on children’s age and sex)



Head Start Mental Health Referrals - Children	
Number of children who were referred by the program for mental health services outside of Head Start	25

Head Start Medical and Dental Services - Children	
Percentage of children who are up-to-date on a schedule of age appropriate preventive and primary health care, according to the relevant state's EPSDT schedule for well child care	82.1%
Percentage of children with continuous, accessible dental care provided by a dentist	99.2%

The following statistical data is based on the 2018-2019 cumulative Early Head Start enrollment of 412:

Early Head Start - Medical Services	
Percentage of children who are up-to-date on a schedule of age appropriate preventive and primary health care, according to the relevant state's EPSDT schedule for well child care	95%
Percentage of children with an ongoing source of continuous, accessible health care	95%



Financial Information

The management staff formulates the annual budget in collaboration with the Board of Directors and Policy Council finance committees. The proposed budget is categorized with 5 line items as mandated by The Office of Head Start. The line item categories are as follows: Personnel, Fringe Benefits, Travel, Equipment (optional), Supplies, and Other. The annual refunding application, along with the proposed budget, are presented to the Board of Directors and Policy Council for approval.

NINOS, Inc. is in compliance and in good standing with the Administration for Children and Families, Head Start Bureau and the Texas Department of Agriculture (TDA) . The program received a positive audit for fiscal year 2018-2019 from an independent auditor.

The total amount of public and private funds received for Fiscal Year 2018-2019 are as follows:

2018-2019 Total Operating Grant	
Head Start	\$19,355,866
Early Head Start	2,717,035
TDA	2,975,054
Total	\$25,047,975

2018-2019 Non-Federal Share	
Head Start	\$4,838,972
Early Head Start	679,258
Total Non Federal Share	\$5,518,230

2018-2019 Budgetary Expenditures	
Travel	\$100,554
Training & Technical Assistance	257,319
Supplies	579,247
Other	2,650,660
Fringes	5,085,750
Salaries	13,399,391
TDA	2,975,054
Total	\$25,047,975

