



# Neighbors In Need Of Services, Inc. Head Start/Early Head Start



*“Creating a brighter future for our children and la familia”*



22887 State Highway 345  
Rio Hondo, Texas 78583  
Tel: 956.399.9944 - Fax: 956.399.9966

[www.ninosinc.org](http://www.ninosinc.org)  
[info@ninosinc.org](mailto:info@ninosinc.org)

*NINOS, Inc. is an equal opportunity provider and employer*

## Annual Report • 2019~2020



# TABLE OF CONTENTS

- 3. Governance
- 4. About NINOS, Inc.
- 5. Supports and Services
- 6. Enrollment
- 8. Children Services
- 10. Child Outcomes
- 13. Family Services
- 14. Family Outcomes
- 15. Health Services
- 16. Financial Information





# GOVERNANCE

## The Governing Board

The NINOS, Inc., Head Start/Early Head Start Board of Directors serves as the governing body for NINOS, Inc. and is composed of 8 members, following the Head Start Performance Standards. The Board of Directors has legal and fiscal responsibility for administering and overseeing the program, including the safeguarding of federal funds.

Roberto Lopez, Chairperson

Vacancy, Vice-Chairperson

Mary Sosa, Secretary/Parliamentarian

Esperanza Vera, Treasurer/Sergeant at Arms

Maria F. DeFord, Member

Juan Moreno, Jr. Member

Claudio Ortiz, Member

Juanita Ortiz, Member

## Policy Council

The NINOS, Inc., Head Start/Early Head Start Policy Council (HSPC) is composed of 48 members, one representative and one alternate from each area and two community representatives. The council's membership is elected and composed as follows:

The HSPC is comprised of parents of enrolled Head Start/Early Head Start children (95%) and 5% of representatives from within the community.

The HSPC's role is the shared governance and responsibility regarding decisions about program goals and plans, annual budget, and personnel functions.

Alyssa Escamilla, President

Teresa Rodriguez, Vice-President

Lilian Silva, Secretary/Treasurer



# ABOUT NINOS, INC

Neighbors In Need Of Services, Inc. (NINOS, Inc.) Head Start/Early Head Start program focuses on the holistic approach and core values of promoting school readiness for children under the age of 5 from low-income families through education, health, social and other services.

NINOS incorporated in 1990 as a non-profit organization, as described in the IRS Code Section 501(c)3. NINOS, Inc. is funded by the United States Department of Health and Human Services to operate three grants: Head Start, Early Head Start, and Training and Technical Assistance (T/TA). Furthermore, the children's meals are reimbursed by the Texas Department of Agriculture (TDA). The service area covers Cameron and Willacy counties. The program serves children before they are born through four (4) years of age. Head Start and Early Head Start children receive services that include: educational, nutritional, dental, health, transitional, and special services. One of the criteria for receiving Head Start services is that the families must meet federal income poverty guidelines.

The agency has 43 Head Start centers, 12 Head Start/Early Head Start centers, and 3 Early Head Start centers. The program serves 2,546 children in Head Start and 288 in Early Head Start.

The mission of NINOS, Inc. is "Creating a brighter future for our children and la familia" We work to enhance the development of young children, promote healthy family functioning, provide for staff development and establish partners among the Community.



# SUPPORTS AND SERVICES

NINOS, Inc. tracks data on the provision of services and supports to ensure families and children are reaching their full potential. In the 2019-2020 program year, 2980 families received NINOS, Inc. services and supports. The information below shows the specific resources, referrals and supports our families received during the 2019-2020 program year.



## Family Support

Housing Assistance	58
Child Support	269
Parenting Education	50
Relationship/Marriage Education	15
Asset Building Services	27
Families of Incarcerated Individuals	30



## Crisis Support

Crisis Intervention	454
Substance Abuse Prevention	8
Substance Abuse Treatment	13
Child Abuse and Neglect	20
Domestic Violence	16



## Skills Support

English as a Second Language Training	59
Adult Education	61
Job Training	166



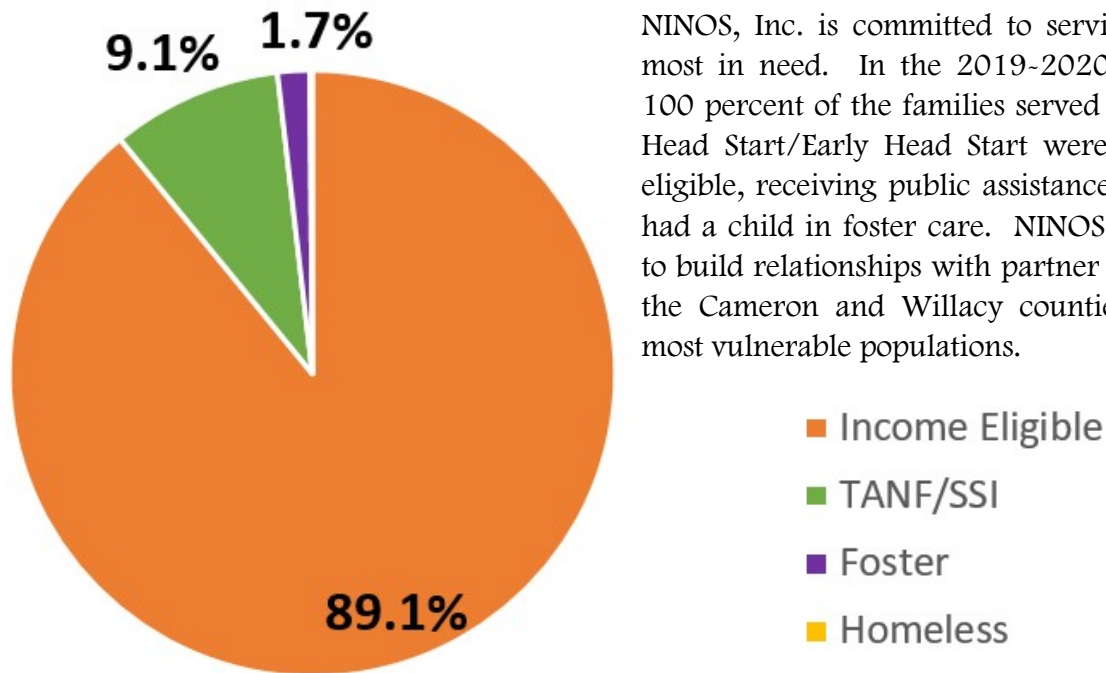
## Health Care Services

Mental Health Services	53
Health Education	53



# ENROLLMENT

## Enrollment by Eligibility Categories



NINOS, Inc. is committed to serving populations most in need. In the 2019-2020 program year 100 percent of the families served by NINOS, Inc. Head Start/Early Head Start were either income eligible, receiving public assistance (TANF/SSI) or had a child in foster care. NINOS, Inc. continues to build relationships with partner agencies across the Cameron and Willacy counties to serve the most vulnerable populations.

## Cumulative Enrollment

The cumulative enrollment for the 2019-2020 program year was 2732 in Head Start and 410 in Early Head Start.

Type of Eligibility ~ Head Start/Early Head Start		
Income Below 100% of federal poverty line	2746	87.4%
Public Assistance such as TANF, SSI	286	9.1%
Status as a foster child	54	1.7%
Homeless	4	0.1%
Family between 100-130% of federal poverty line	52	1.7%
<b>TOTAL</b>	<b>3142</b>	

The total number of families served for the 2019-2020 program year was 2616 in Head Start and 364 in Early Head Start





# ENROLLMENT

## Recruitment

A targeted annual survey is conducted that covers the entire service area of Cameron and Wil- lacy counties. Low-income sectors are targeted for this survey. NINOS, Inc.'s personnel conduct this survey using a door-to-door interview method. Recruitment is ongoing to ensure that a waiting list is maintained. Recruitment activities are promoted through announcements posted in community and local service buildings, businesses, churches, the NINOS, Inc. website, and cir- culated through the local newspapers. All distributed information is made available in both Eng- lish and Spanish. Recruitment efforts include recruiting children who have disabilities. Ten per- cent of enrollment opportunities are made available to children with disabilities.

### COVID-19

This year in-person recruitment was cut short because of the COVID-19 pandemic. The program shifted its recruitment efforts to social media and word of mouth.

## Monthly Enrollment

Between August 2019 and June 2020 the average monthly enrollment for the Head Start pro- gram, including slots open less than 30 days, was 97 percent of available slots, and the average monthly enrollment of the Early Head Start program was 100 percent.

### ENROLLMENT HEAD START/EARLY HEAD START

Month	Enrollment	% of Funded Enrollment
August – 2019	2731	96%
September - 2019	2759	97%
October - 2019	2765	98%
November - 2019	2759	97%
December - 2019	2765	98%
January - 2020	2768	98%
February - 2020	2768	98%
March - 2020	2765	98%
April - 2020	2759	97%
May - 2020	2759	97%
June - 2020*	Closed	N/A
July - 2020*	Closed	N/A

\*Not in operation

## Funded Enrollment

The funded enrollment for the Head Start program for 2019-2020 was 2546. The funded en- rolled for Early Head Star was 288. The combined funded enrollment for NINOS, Inc. for 2019-2020 was 2834.



# Children Services

The shared vision of the NINOS, Inc.'s Head Start/Early Head Start program is to prepare all children for kindergarten and future successes through collective leadership, planning, accountability, and professional development. The program adopted the definition of school readiness, primarily underpinned from the Improving Head Start for School Readiness Act of 2007 which requires programs to maintain and sustain a birth to five comprehensive, developmental system framework. Therefore, the NINOS, Inc. program bases its educational approach by drawing from the definition of school readiness as the state of development that enables children to successfully transition from Head Start to function and gain knowledge from learning experiences in kindergarten classrooms.

NINOS, Inc. utilized leadership teams of staff, parents, and community partners to respond systematically by using a variety of resources and data to establish goals and age-specific indicators. The leadership team members referenced the national and state guidelines and resources such as the Head Start Performance Standards, Head Start Early Learning Outcomes Framework, Parent and Community Engagement Framework, Partners for Healthy Babies Pregnant Mothers' Curriculum, Play Bright Early Learning System, Scholastic Early Learning Curriculum, Frog Street Early Childhood 0-5 Curriculum, Texas Prekindergarten Guidelines, and the Texas State Early Learning Infant Toddler Framework. In addition, data sources were examined for patterns in the progress and well-being of the children, which included the Learning Accomplishment Profile birth to kindergarten (Lap BK) results, as well as the NINOS Self-Assessment Report, the Program Information Report (PIR), and the Early Development Instrument (EDI) Community Profile.

The 2019-2020 school readiness goals addressed the needs of all children, including dual language learners and children with disabilities. These goals address the child's health and nutrition, relationships, eagerness to learn, ability to connect known and new experiences, communication, and awareness of books and printed material. It is also important to note that these goals did not represent the full breadth of development occurring during the first five years of life, nor typify the number of goals the program develops. Nonetheless, these goals and age-specific benchmarks enabled staff, families, and school partners to implement effective practices necessary to promote the school readiness informed by both research and data. Throughout the year, the NINOS, Inc.'s community of staff, parents, and supportive educational agencies worked side by side to support children's development.





# Children Services

## 2019-2020 School Readiness Goals

DOMAINS FROM HEAD START EARLY LEARNING OUTCOMES FRAMEWORK	OUTCOMES
Approaches to Learning	♦ Children will demonstrate interest, curiosity, persistence, and eagerness to learn.
Social and Emotional Development	♦ Children will engage in relationships and interactions with others as they develop a healthy concept of their personal identity.
Language and Literacy	♦ Children will increase their oral language abilities and pre-literacy skills.
Cognition	♦ Children will develop and demonstrate the ability to retain and connect new and familiar experiences to numerical knowledge.
Perceptual, Motor and Physical Development	♦ Children will understand and demonstrate healthy and safe habits.

## Transitions

Transition is a priority at Head Start. Children can't begin to learn if they are frightened or uncomfortable with their surroundings. The transition services focus on assisting and preparing parents and staff as a child leaves the comforts of home to enter the Early Head Start, Head Start or the Public School.

- ♦ A total of 667 children were transitioned into kindergarten at the end of the 2019-2020 program year.
- ♦ A total of 125 toddlers transitioned to Head Start at the end of the of the 2019-2020 program year.

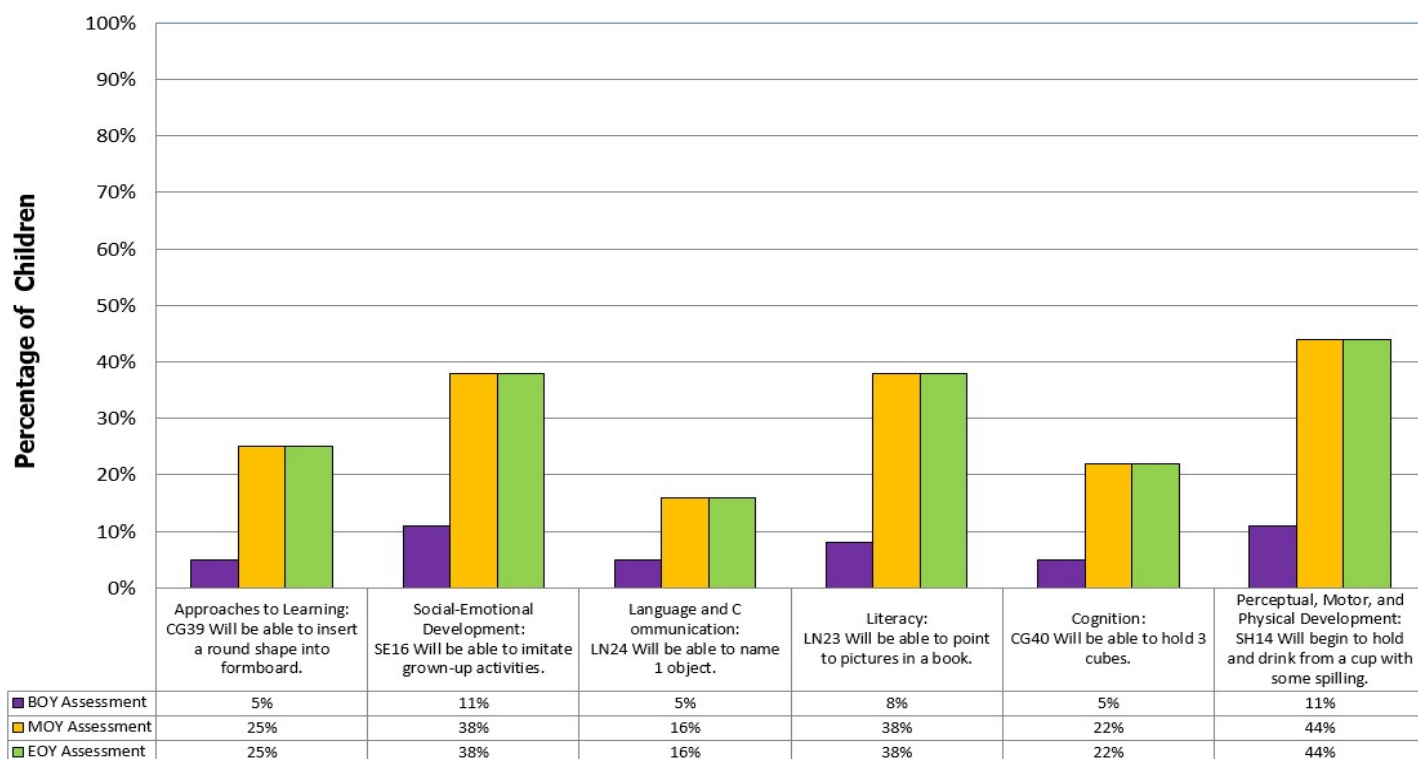
## Assessment

The children are formally assessed three times a year to follow their developmental progress and to determine the effectiveness of the curriculum. Due to COVID-19 children were only assessed two time for the 2019-2020 program year. The growth percentages are a comparability of the first and last assessments of the 2019-2020 program year. There was growth in all areas.

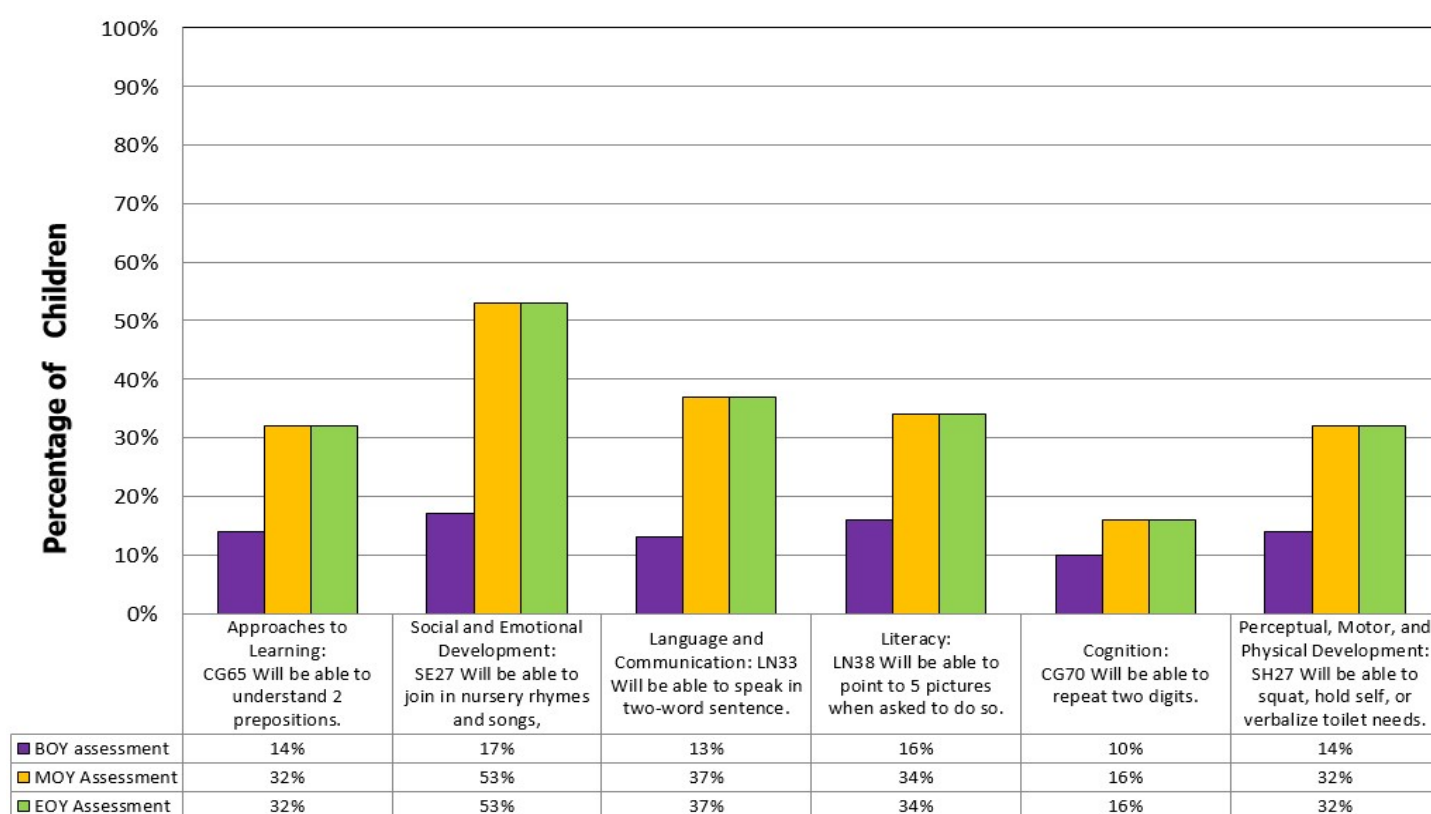


# Children Outcomes

## Infants 0-11 Months ~ Lap BK School Readiness Progress Report End of the Year Results 2019-2020



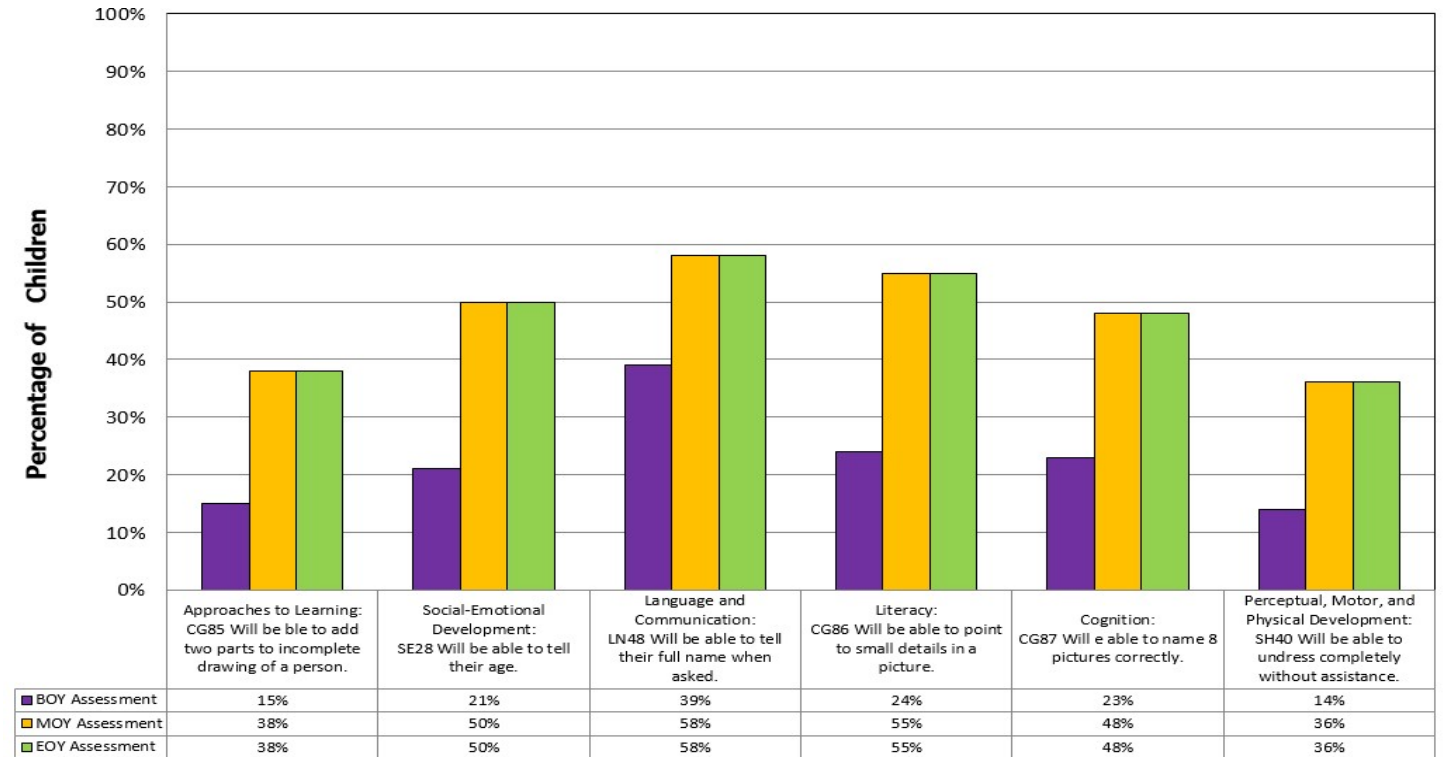
## Mobile Infants 12-23 Months ~ Lap BK School Readiness Progress Report End of the Year Results 2019-2020



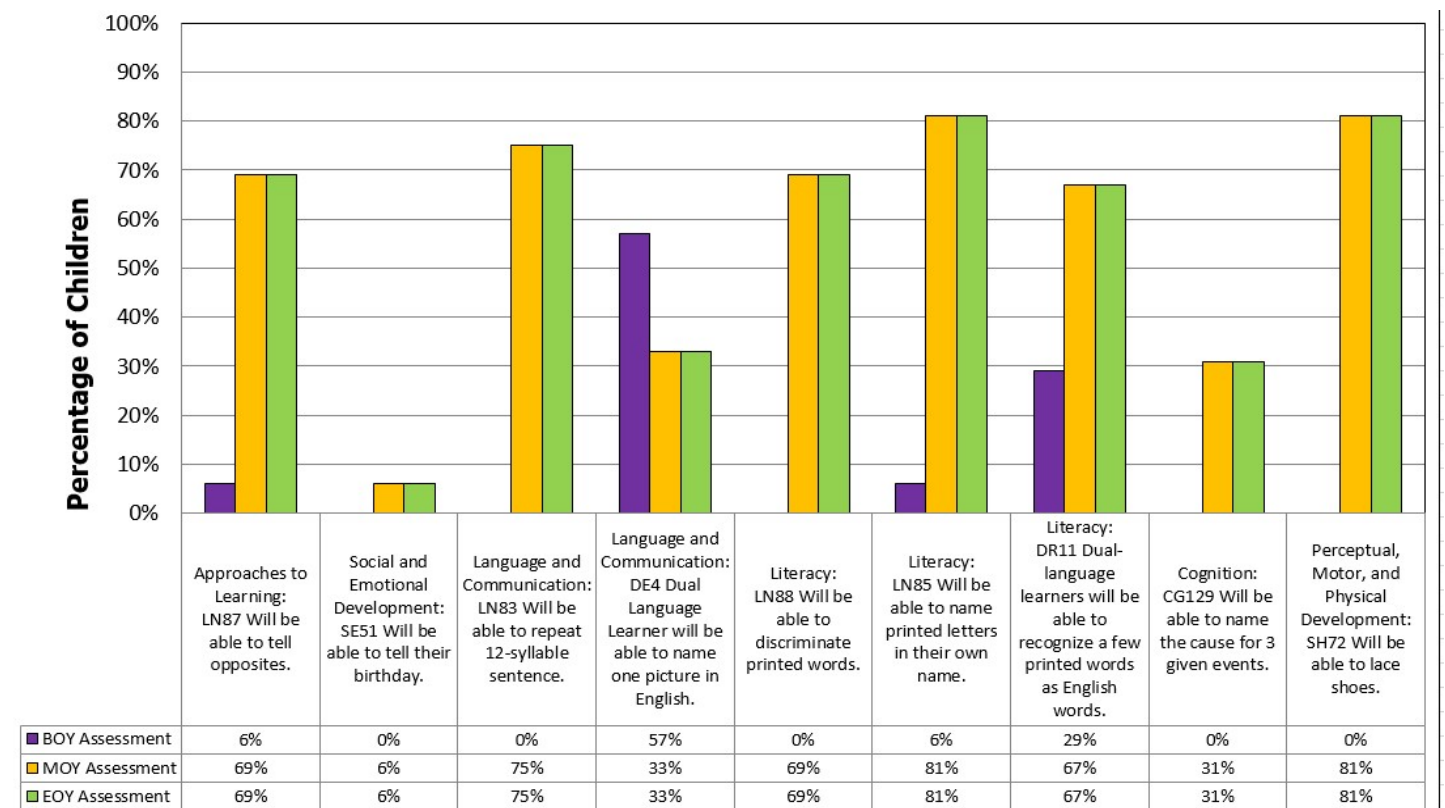


# Children Outcomes

## Toddlers 24-35 Months ~ Lap BK School Readiness Progress Report End of the Year Results 2019-2020

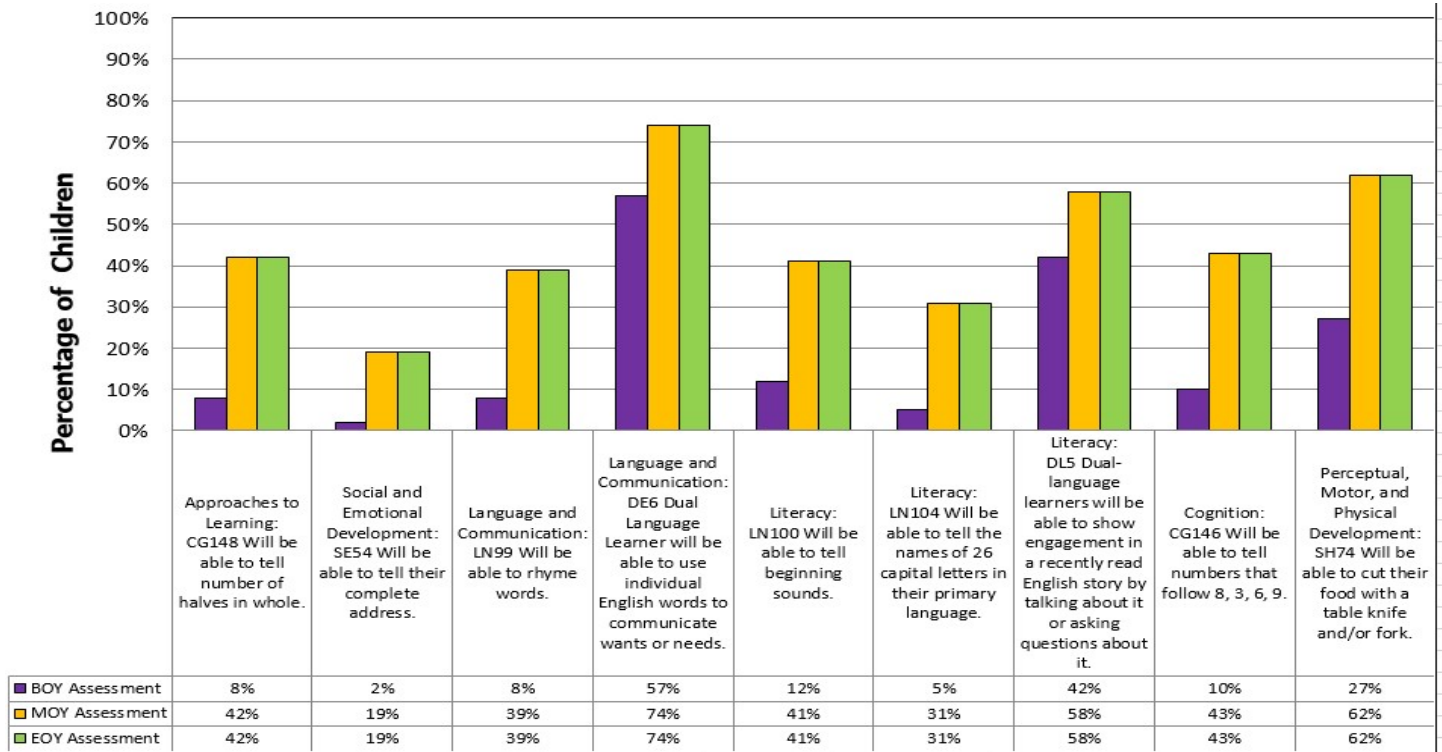


## 3 Year Olds ~ Lap BK School Readiness Progress Report End of the Year Results 2019-2020



# Children Outcomes

## 4 Year Olds ~ Lap BK School Readiness Progress Report End of the Year Results 2019-2020



## Collaboration

Head Start has a working relationship with nine (9) school districts, eight (8) public libraries, and one (1) state-chartered school within its service area. There are written local agreements with each entity. The agreements are updated annually or as specified in the agreements.

School Partnership Activities	Transition Activities	Special Services	Dual Enrollment	On-Site Certified Teacher	Facilities	Transportation	Food Service	MOU	Shared Training	Total Activities
Brownsville	X	X	X	X	X	X	X	X	X	9
Harlingen	X	X	X		X	X	X	X	X	8
La Feria	X	X	X		X	X	X	X	X	8
Los Fresnos	X	X	X		X	X	X	X		7
Raul Yzaguirre	X	X			X	X		X		5
Raymondville	X	X	X		X	X	X	X	X	8
Rio Hondo	X	X	X		X	X	X	X	X	8
San Benito	X	X	X		X	X	X	X	X	8
Santa Maria	X	X	X		X	X	X	X	X	8
Santa Rosa	X	X			X		X	X		5



# Family Services

Parent Involvement is all about empowering and engaging parents in their child's growth and development. Through various aspects of the program, the Family Services Department assists parents to advocate for themselves and their families. Parents play an integral part of the program as decision-makers, program volunteers, and advocates for their children and families. The Policy Council consists of parents and community volunteers that assist in setting and revising policies for NINOS, Inc. Each Head Start center is represented at the Policy Council by a Representative and an Alternate elected at their parent committee meetings. The parents are empowered to make major decisions for the agency such as hiring, budgeting, and monitoring program services. An average of 85% of the families attended these meetings and trainings every month throughout the year.

## Parent Trainings

NINOS, Inc. provides parents with an array of ongoing training sessions, which enhance personal growth opportunities. Topics include parent orientation, pedestrian safety, domestic violence, child abuse and prevention, transition, expanded nutrition program, prenatal care, education and early childhood development, safety practices, continuing education, marriage enrichment, health education, oral health, fatherhood, parent enrichment, disability services, hurricane preparedness and transportation laws.

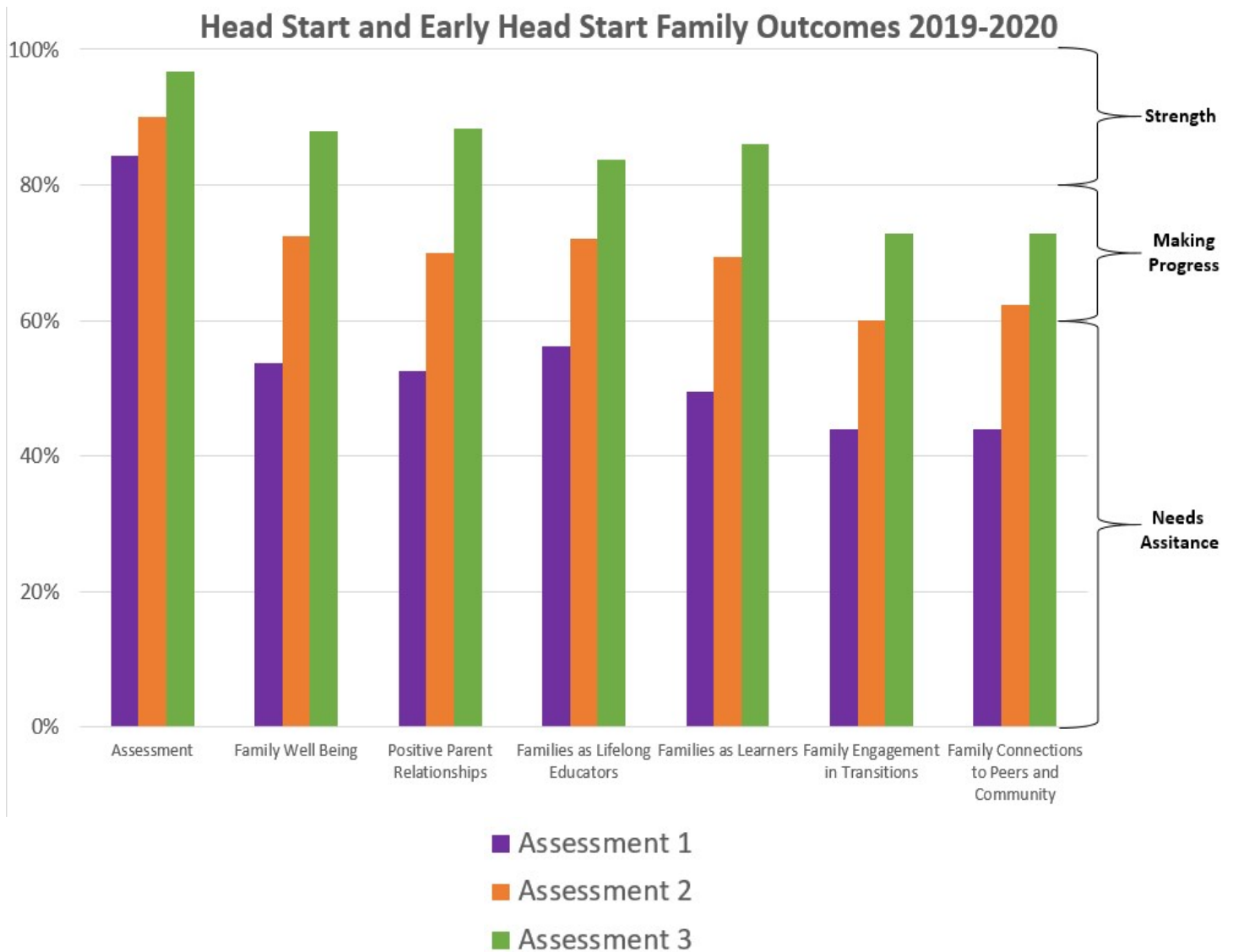
## Scholarships

The Policy Council has a scholarship program, which awarded seven (7) scholarships of \$1,200 each; these were awarded to former Head Start students and former and current parents in support of their higher education. The scholarships awarded for the 2019-2020 program year totaled \$8,400.



# Family Outcomes

The program recognizes that goalsetting with individual families is a critical component to achieving positive outcomes for children and families. Families are formally assessed three times a year to follow their developmental progress in Family Goals that were developed in conjunction with the children's School Readiness Goals. There was growth in all areas.



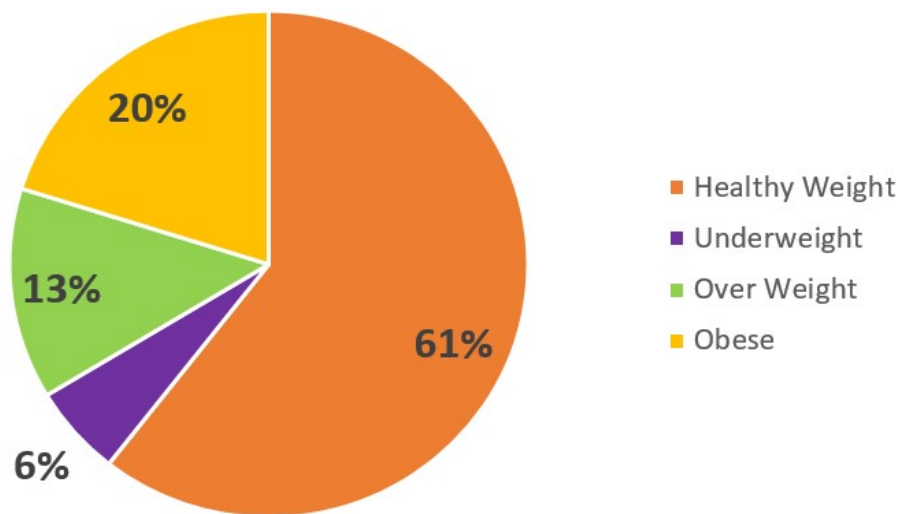


# Health Services

The Health Services Department focuses on educating, screening and advocating for the health of Head Start and Early Head Start children, families and community. The department also provides training on health procedures, monitors and conducts vision, hearing, and dental screenings. Children are referred to physicians for physicals and immunizations, as needed. The agency also has a Health Advisory Committee comprised of community health professionals that meet 3 times a year to discuss health issues within the community and health services for the families.

The following statistical data is based on the 2019-2020 cumulative Head Start enrollment of 2,732:

**Head Start Body Mass Index** (based on children's age and sex)



## Head Start Mental Health Referrals - Children

Number of children who were referred by the program for mental health services outside of Head Start	89
--	----

## Head Start Medical and Dental Services - Children

Percentage of children who are up-to-date on a schedule of age appropriate preventive and primary health care, according to the relevant state's EPSDT schedule for well child care	71.6%
Percentage of children with continuous, accessible dental care provided by a dentist	99.2%

The following statistical data is based on the 2019-2020 cumulative Early Head Start enrollment of 410:

## Early Head Start - Medical Services

Percentage of children who are up-to-date on a schedule of age appropriate preventive and primary health care, according to the relevant state's EPSDT schedule for well child care	81%
Percentage of children with an ongoing source of continuous, accessible health care	98%



# Financial Information

The management staff formulates the annual budget in collaboration with the Board of Directors and Policy Council finance committees. The proposed budget is categorized with 5 line items as mandated by The Office of Head Start. The line item categories are as follows: Personnel, Fringe Benefits, Travel, Equipment (optional), Supplies, and Other. The annual refunding application, along with the proposed budget, are presented to the Board of Directors and Policy Council for approval.

NINOS, Inc. is in compliance and in good standing with the Administration for Children and Families, Head Start Bureau and the Texas Department of Agriculture (TDA). The program received a positive audit for fiscal year 2019-2020 from an independent auditor.

The total amount of public and private funds received for Fiscal Year 2019-2020 are as follows:

2019-2020 Total Operating Grant	
Head Start	\$19,180,801
Early Head Start	3,776,575
TDA	2,975,053
Total	<b>\$25,932,429</b>

2019-2020 Non-Federal Share	
Head Start	\$4,934,426
Early Head Start	733,274
Total Non Federal Share	<b>\$5,667,700</b>

2019-2020 Budgetary Expenditures	
Travel	\$100,080
Training & Technical Assistance	286,576
Supplies	642,859
Other	3,121,149
Fringes	5,376,586
Salaries	13,420,126
TDA	2,975,053
Total	<b>\$25,932,429</b>

