



Neighbors In Need Of Services, Inc. Head Start/Early Head Start



“Creating a brighter future for our children and la familia”



22887 State Highway 345
Rio Hondo, Texas 78583
Tel: 956.399.9944 - Fax: 956.399.9966

www.ninosinc.org
info@ninosinc.org

NINOS, Inc. is an equal opportunity provider and employer

Annual Report • 2020-2021



TABLE OF CONTENTS

3. Governance
4. About NINOS, Inc.
5. Supports and Services
6. Enrollment
8. Children Services
10. Child Outcomes
13. Family Services
14. Family Outcomes
15. Health Services
16. Financial Information





GOVERNANCE

The Governing Board

The NINOS, Inc., Head Start/Early Head Start Board of Directors serves as the governing body for NINOS, Inc. and is composed of 7 members, following the Head Start Performance Standards. The Board of Directors has legal and fiscal responsibility for administering and overseeing the program, including the safeguarding of federal funds.

Roberto Lopez, Chairperson

Vacancy, Vice-Chairperson

Mary Sosa, Secretary/Parliamentarian

Esperanza Vera, Treasurer/Sergeant at Arms

Maria F. DeFord, Member

Juan Moreno, Jr. Member

Claudio Ortiz, Member

Juanita Ortiz, Member

Policy Council

The NINOS, Inc., Head Start/Early Head Start Policy Council (HSPC) is composed of 42 members, one representative and one alternate from each area and two community representatives. The council's membership is elected and composed as follows:

The HSPC is comprised of parents of enrolled Head Start/Early Head Start children (95%) and 5% of representatives from within the community.

The HSPC's role is the shared governance and responsibility regarding decisions about program goals and plans, annual budget, and personnel functions.

Denjuami Barker, President

Teresa Rodriguez, Vice-President

Lilian Silva, Secretary/Treasurer



ABOUT NINOS, INC

Neighbors In Need Of Services, Inc. (NINOS, Inc.) Head Start/Early Head Start program focuses on the holistic approach and core values of promoting school readiness for children under the age of 5 from low-income families through education, health, social and other services.

NINOS incorporated in 1990 as a non-profit organization, as described in the IRS Code Section 501(c)3. NINOS, Inc. is funded by the United States Department of Health and Human Services to operate three grants: Head Start, Early Head Start, and Training and Technical Assistance (T/TA). Furthermore, the children's meals are reimbursed by the Texas Department of Agriculture (TDA). The service area covers Cameron and Willacy counties. The program serves children before they are born through four (4) years of age. Head Start and Early Head Start children receive services that include: educational, nutritional, dental, health, transitional, and special services. One of the criteria for receiving Head Start services is that the families must meet federal income poverty guidelines.

The agency has 26 Head Start centers, 15 Head Start/Early Head Start centers, and 9 Early Head Start centers. The program serves 1,848 children in Head Start and 576 in Early Head Start.

The mission of NINOS, Inc. is "Creating a brighter future for our children and la familia" We work to enhance the development of young children, promote healthy family functioning, provide for staff development and establish partners among the Community.



SUPPORTS AND SERVICES

NINOS, Inc. tracks data on the provision of services and supports to ensure families and children are reaching their full potential. In the 2020-2021 program year, 1891 families received NINOS, Inc. services and supports. The information below shows the specific resources, referrals and supports our families received during the 2020-2021 program year.



Family Support



Crisis Support

Housing Assistance	1016	Crisis Intervention	1891
Children's Screening and Assessments	1891	Substance Abuse Prevention	0
Parenting Education	46	Substance Abuse Treatment	0
Relationship/Marriage	21	Education on Tobacco Product Use Consequences	25
Asset Building Services	23		
Families of Incarcerated Individuals	21		



Skills Support



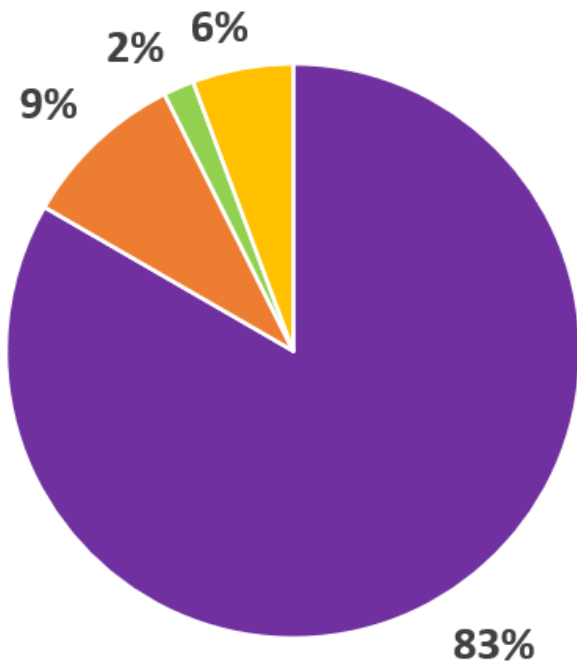
Health Care Services

English as a Second Language Training	15	Mental Health Services	506
Adult Education/Job Training	125	Education on Medical & Oral Health	49
Support Transitions (EHS to HS, HS to kindergarten)	556	Nutrition	89



ENROLLMENT

Enrollment by Eligibility Categories



NINOS, Inc. is committed to serving populations most in need. In the 2020-2021 program year 94 percent of the families served by NINOS, Inc. Head Start/Early Head Start were either income eligible, receiving public assistance (TANF/SSI) or had a child in foster care. NINOS, Inc. continues to build relationships with partner agencies across the Cameron and Willacy counties to serve the most vulnerable populations.

- Income Eligible
- TANF/SSI
- Foster
- Income 100-130%

Cumulative Enrollment

The cumulative enrollment for the 2020-2021 program year was 1325 in Head Start and 704 in Early Head Start.

Type of Eligibility - Head Start/Early Head Start		
Income Below 100% of federal poverty line	1691	83%
Public Assistance such as TANF, SSI	188	9%
Status as a foster child	35	2%
Family between 100-130% of federal poverty line	115	6%
TOTAL	2029	

The total number of families served for the 2020-2021 program year was 1271 in Head Start and 620 in Early Head Start



ENROLLMENT

Recruitment

Recruitment is ongoing to ensure that a waiting list is maintained. Recruitment activities are promoted through announcements posted in community and local service buildings, businesses, churches, the NINOS, Inc. website, and circulated through the local newspapers. All distributed information is made available in both English and Spanish. Recruitment efforts include recruiting children who have disabilities. Ten percent of enrollment opportunities are made available to children with disabilities.

COVID-19

The program has shifted its recruitment efforts to social media and word of mouth due to the ongoing pandemic with COVID-19. In person recruitment is conducted with all appropriate measures made to protect staff and families.

Monthly Enrollment

Between August 2020 and June 2021 the average monthly enrollment for the Head Start program, including slots open less than 30 days, was 56 percent of available slots, and the average monthly enrollment of the Early Head Start program was 100 percent.

ENROLLMENT HEAD START/EARLY HEAD START

Month	Enrollment	% of Funded Enrollment
August – 2020	1303	54%
September - 2020	1570	65%
October - 2020	1591	66%
November - 2020	1577	65%
December - 2020	1575	65%
January - 2021	1580	65%
February - 2021	1580	65%
March - 2021	1661	69%
April - 2021	1736	72%
May - 2021	1784	74%
June - 2021	1784	74%
July - 2021*	331	100%

*Summer Program 331 Slots in Operation (239 HS/92 EHS)

Funded Enrollment

The funded enrollment for the Head Start program for 2020-2021 was 1848. The funded enrollment for Early Head Start was 576. The combined funded enrollment for NINOS, Inc. for 2020-2021 was 2424.



Children Services

The shared vision of the NINOS, Inc.'s Head Start/Early Head Start program is to prepare all children for kindergarten and future successes through collective leadership, planning, accountability, and professional development. The program adopted the definition of school readiness, primarily underpinned from the Improving Head Start for School Readiness Act of 2007 which requires programs to maintain and sustain a birth to five comprehensive, developmental system framework. Therefore, the NINOS, Inc. program bases its educational approach by drawing from the definition of school readiness as the state of development that enables children to successfully transition from Head Start to function and gain knowledge from learning experiences in kindergarten classrooms.

NINOS, Inc. utilized leadership teams of staff, parents, and community partners to respond systematically by using a variety of resources and data to establish goals and age-specific indicators. The leadership team members referenced the national and state guidelines and resources such as the Head Start Performance Standards, Head Start Early Learning Outcomes Framework, Parent and Community Engagement Framework, Partners for Healthy Babies Pregnant Mothers' Curriculum, Play Bright Early Learning System, Scholastic Early Learning Curriculum, Frog Street Early Childhood 0-5 Curriculum, Texas Prekindergarten Guidelines, and the Texas State Early Learning Infant Toddler Framework. In addition, data sources were examined for patterns in the progress and well-being of the children, which included the Learning Accomplishment Profile birth to kindergarten (Lap BK) results, as well as the NINOS Self-Assessment Report, the Program Information Report (PIR), and the Early Development Instrument (EDI) Community Profile.

The 2020-2021 school readiness goals addressed the needs of all children, including dual language learners and children with disabilities. These goals address the child's health and nutrition, relationships, eagerness to learn, ability to connect known and new experiences, communication, and awareness of books and printed material. It is also important to note that these goals did not represent the full breadth of development occurring during the first five years of life, nor typify the number of goals the program develops. Nonetheless, these goals and age-specific benchmarks enabled staff, families, and school partners to implement effective practices necessary to promote the school readiness informed by both research and data. Throughout the year, the NINOS, Inc.'s community of staff, parents, and supportive educational agencies worked side by side to support children's development.



Children Services

2020-2021 School Readiness Goals

DOMAINS FROM HEAD START EARLY LEARNING OUTCOMES FRAMEWORK	OUTCOMES
Approaches to Learning	<ul style="list-style-type: none"> Children will demonstrate interest, curiosity, persistence, and eagerness to learn.
Social and Emotional Development	<ul style="list-style-type: none"> Children will engage in relationships and interactions with others as they develop a healthy concept of their personal identity.
Language and Literacy	<ul style="list-style-type: none"> Children will increase their oral language abilities and pre-literacy skills.
Cognition	<ul style="list-style-type: none"> Children will develop and demonstrate the ability to retain and connect new and familiar experiences to numerical knowledge.
Perceptual, Motor and Physical Development	<ul style="list-style-type: none"> Children will understand and demonstrate healthy and safe habits.

Transitions

Transition is a priority at Head Start. Children can't begin to learn if they are frightened or uncomfortable with their surroundings. The transition services focus on assisting and preparing parents and staff as a child leaves the comforts of home to enter the Early Head Start, Head Start or the Public School.

- ◆ A total of 29 children were transitioned into kindergarten at the end of the 2020-2021 program year.
- ◆ A total of 988 children were transitioned into public school pre-k 4 at the end of the 2020-2021 program year.
- ◆ A total of 92 toddlers transitioned to Head Start at the end of the of the 2020-2021 program year.

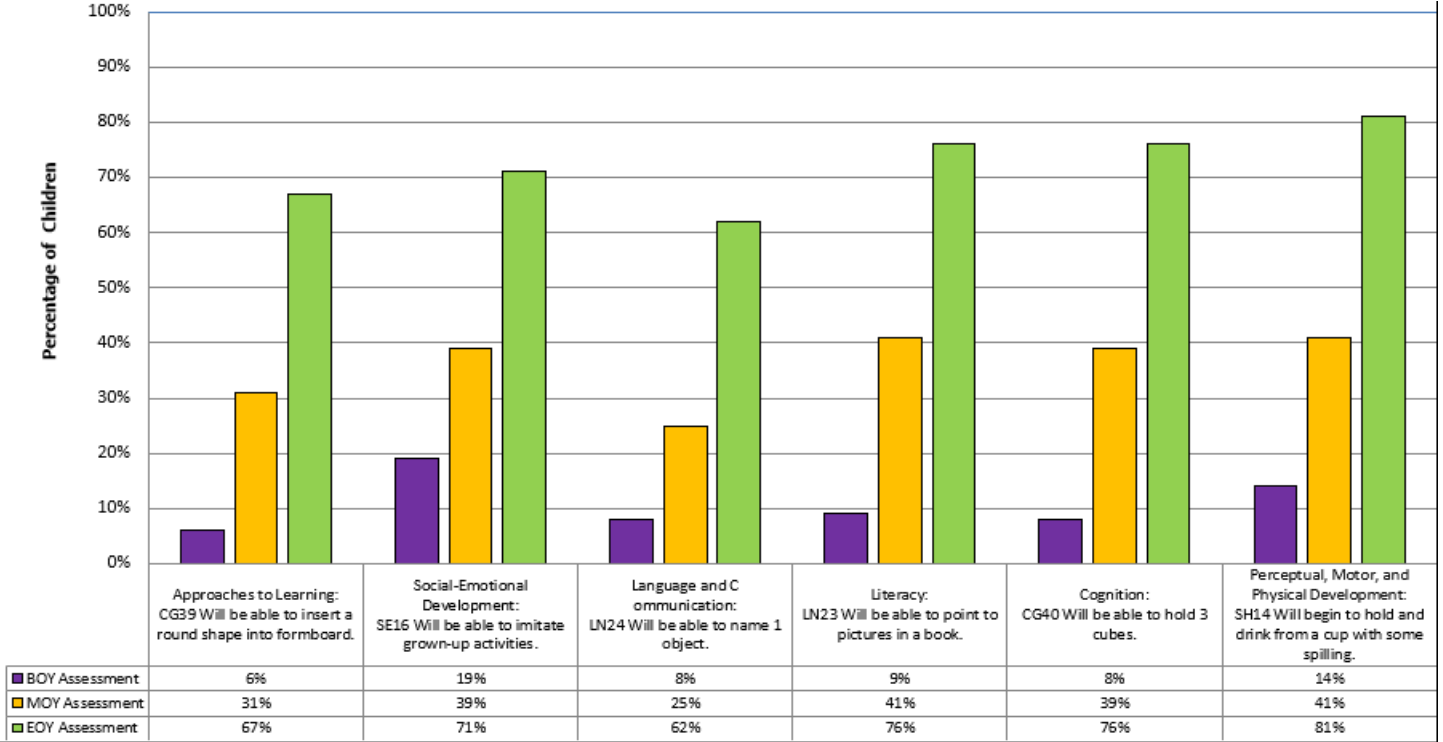
Assessment

The children are formally assessed three times a year to follow their developmental progress and to determine the effectiveness of the curriculum. The growth percentages are a comparability of the first and last assessments of the 2020-2021 program year. There was growth in all areas.

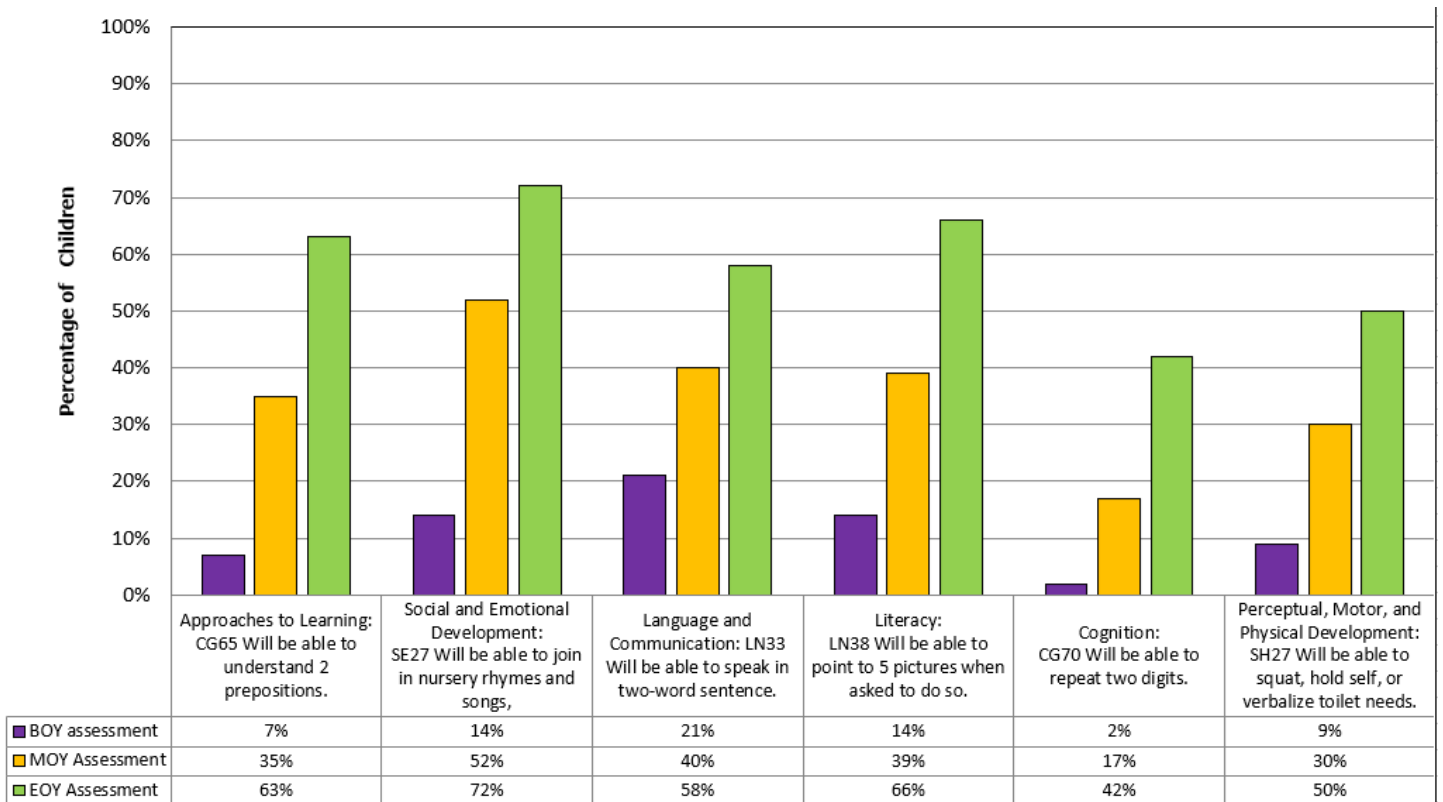


Children Outcomes

Infants 0-11 Months ~ Lap BK School Readiness Progress Report End of the Year Results 2020-2021



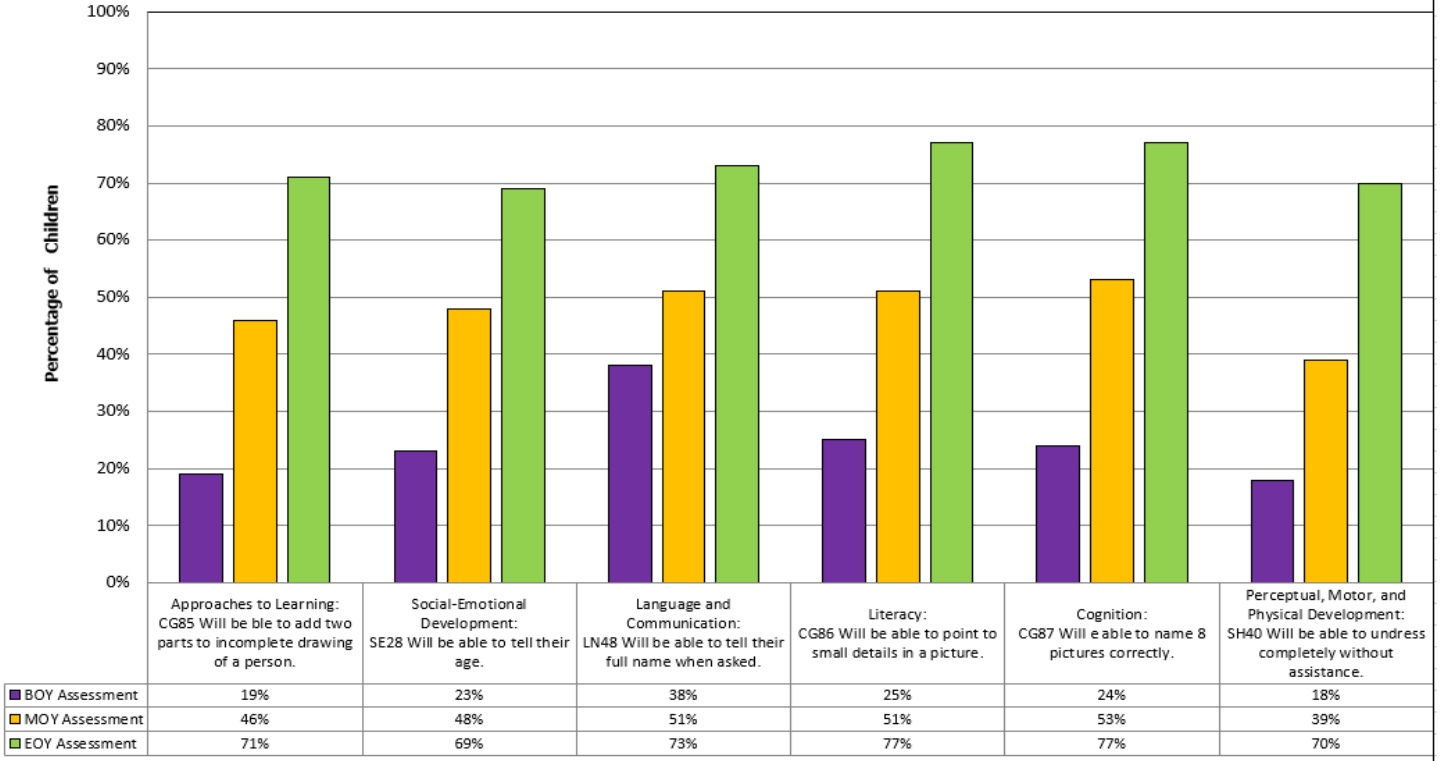
Mobile Infants 12-23 Months ~ Lap BK School Readiness Progress Report End of the Year Results 2020-2021



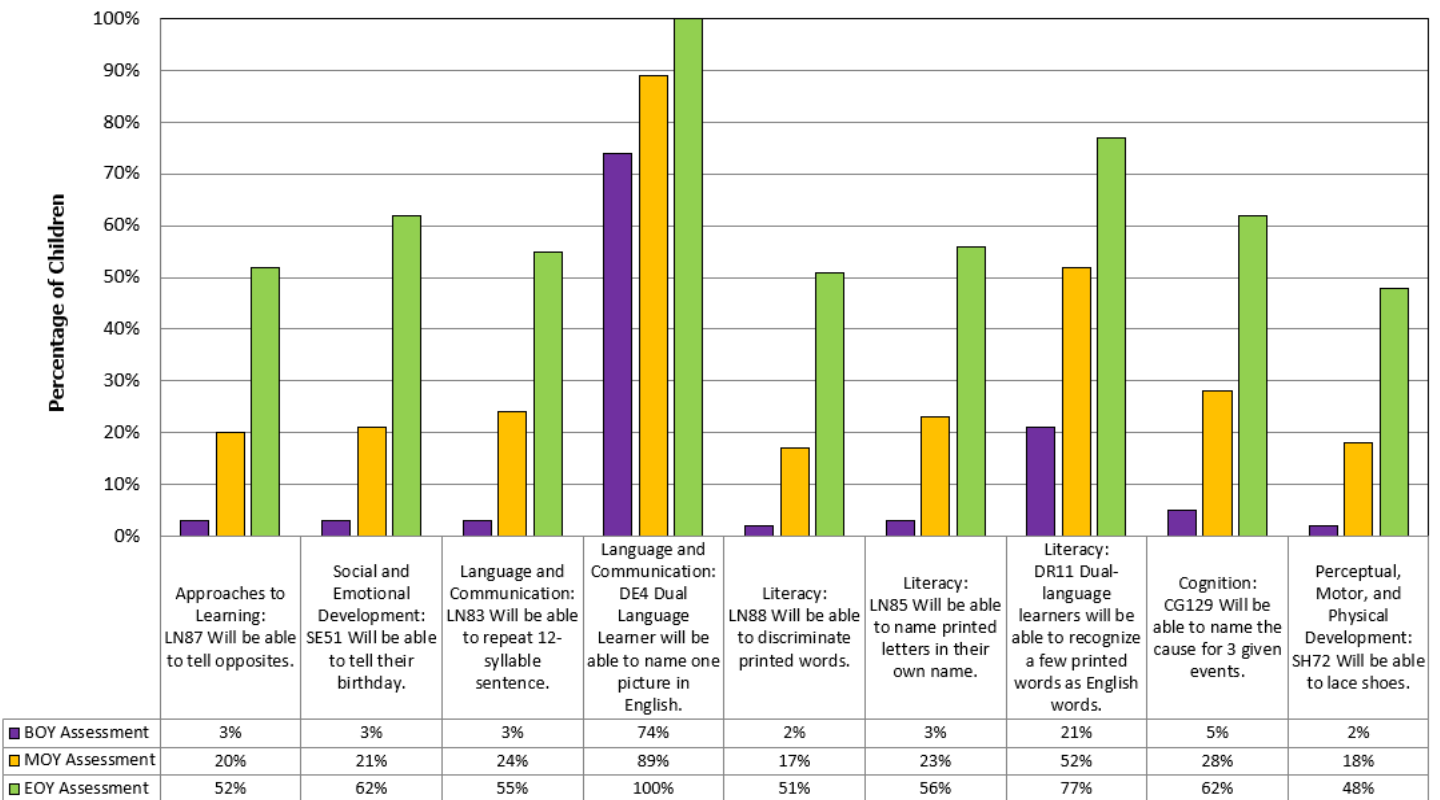


Children Outcomes

Toddlers 24-35 Months ~ Lap BK School Readiness Progress Report End of the Year Results 2020-2021

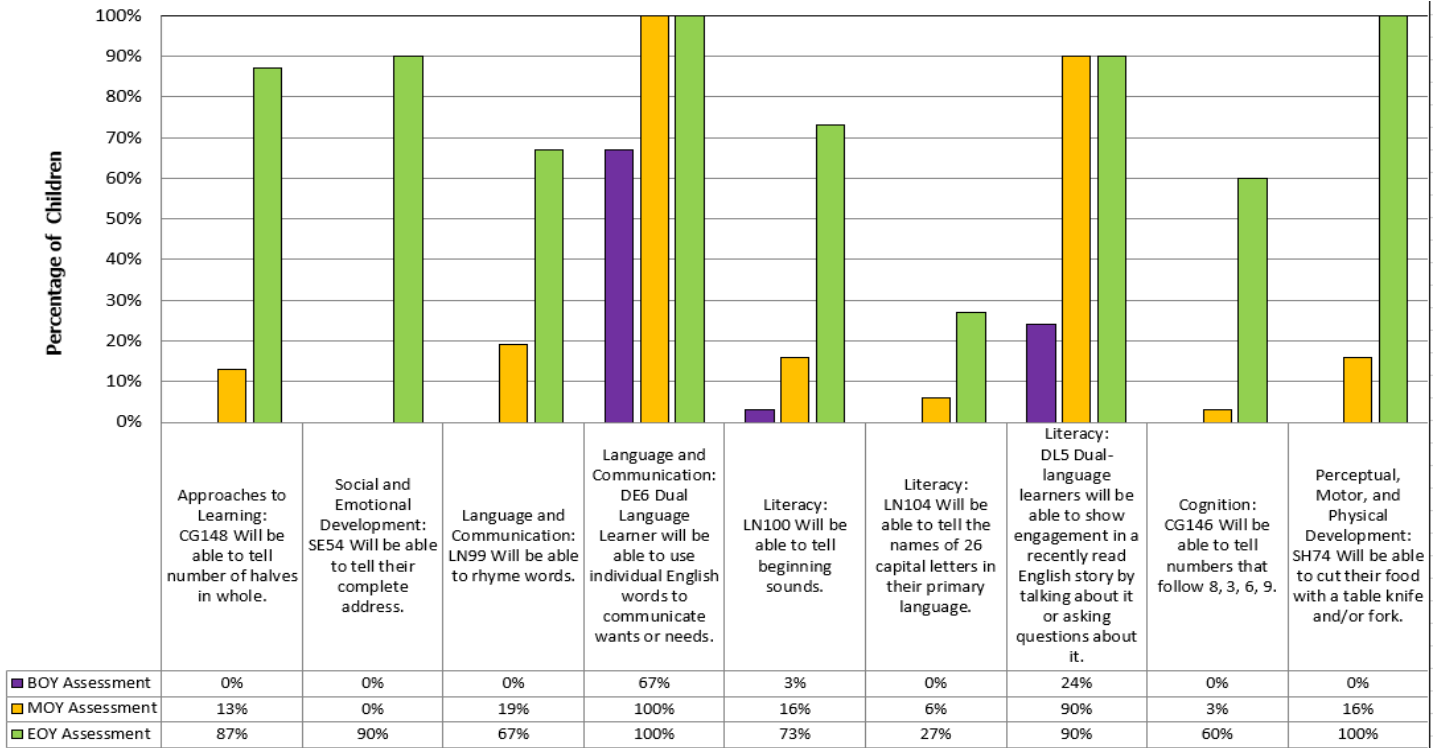


3 Year Olds ~ Lap BK School Readiness Progress Report End of the Year Results 2020-2021



Children Outcomes

4 Year Olds ~ Lap BK School Readiness Progress Report End of the Year Results 2020-2021



Collaboration

Head Start has a working relationship with nine (9) school districts, eight (8) public libraries, and one (1) state-chartered school within its service area. There are written local agreements with each entity. The agreements are updated annually or as specified in the agreements.

School Partnership Activities	Transition Activities	Special Services	Dual Enrollment	Facilities	Transportation	Food Service	MOU	Shared Training
Brownsville	X	X	X	X	X	X	X	X
Harlingen	X	X	X	X	X	X	X	X
La Feria	X	X	X	X	X	X	X	X
Port Isabel	X	X	X	X	X	X	X	X
Raul Yzaguirre	X	X		X	X	X	X	
Raymondville	X	X	X	X	X	X	X	
San Benito	X	X	X	X	X	X	X	X
Santa Maria	X	X	X	X	X	X	X	X
Santa Rosa	X	X		X			X	



Family Services

Parent Involvement is all about empowering and engaging parents in their child's growth and development. Through various aspects of the program, the Family Services Department assists parents to advocate for themselves and their families. Parents play an integral part of the program as decision-makers, program volunteers, and advocates for their children and families. The Policy Council consists of parents and community volunteers that assist in setting and revising policies for NINOS, Inc. Each Head Start center is represented at the Policy Council by a Representative and an Alternate elected at their parent committee meetings. The parents are empowered to make major decisions for the agency such as hiring, budgeting, and monitoring program services. An average of 85% of the families attended these meetings and trainings every month throughout the year.

Parent Trainings

NINOS, Inc. provides parents with an array of ongoing training sessions, which enhance personal growth opportunities. Topics include parent orientation, pedestrian safety, domestic violence, child abuse and prevention, transition, expanded nutrition program, prenatal care, education and early childhood development, safety practices, continuing education, marriage enrichment, health education, oral health, fatherhood, parent enrichment, disability services, hurricane preparedness and transportation laws.

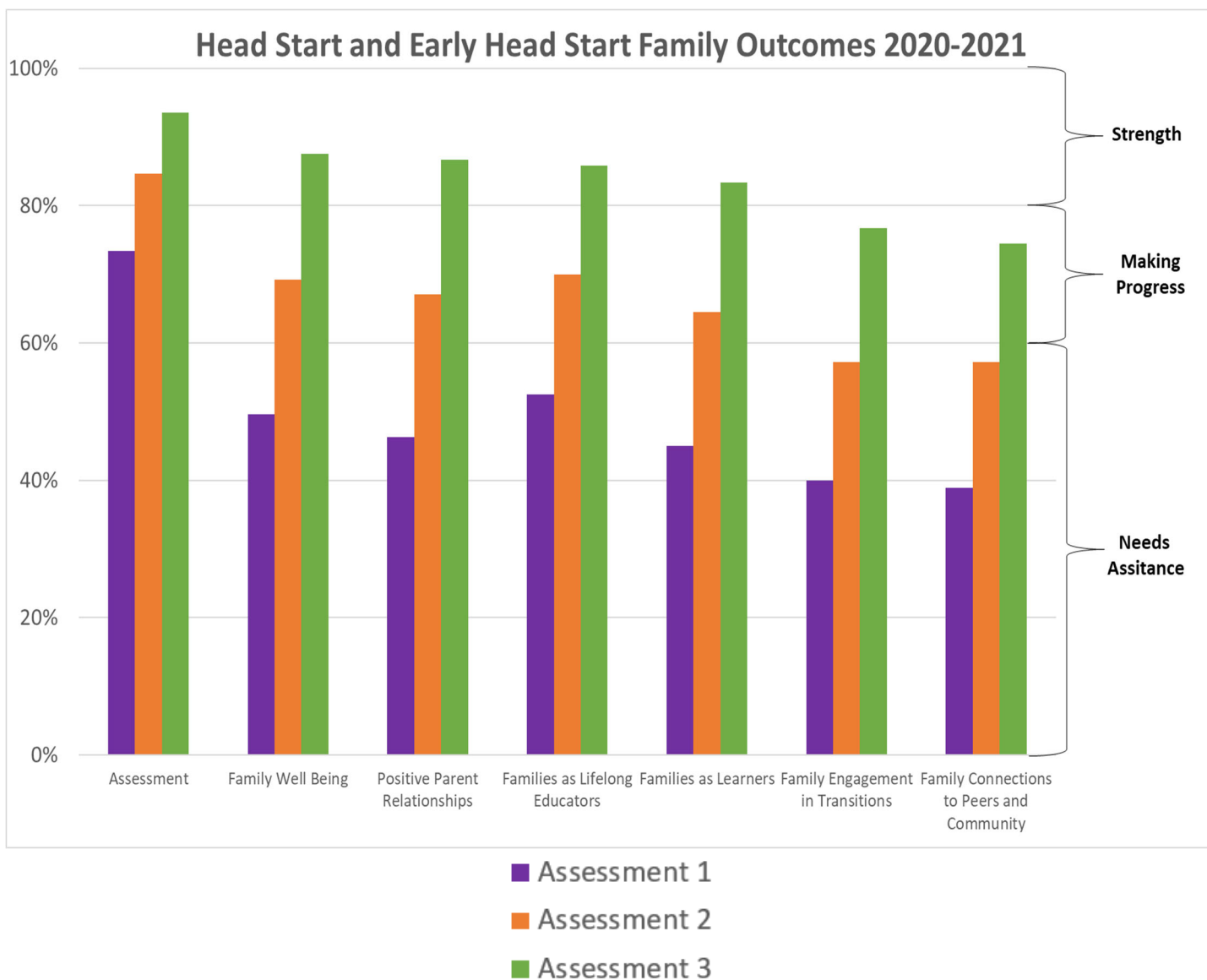
Scholarships

The Policy Council has a scholarship program, which awarded eight (8) scholarships of \$1,200 each; these were awarded to former Head Start students and former and current parents in support of their higher education. The scholarships awarded for the 2020-2021 program year totaled \$9,600.



Family Outcomes

The program recognizes that goalsetting with individual families is a critical component to achieving positive outcomes for children and families. Families are formally assessed three times a year to follow their developmental progress in Family Goals that were developed in conjunction with the children’s School Readiness Goals. There was growth in all areas.

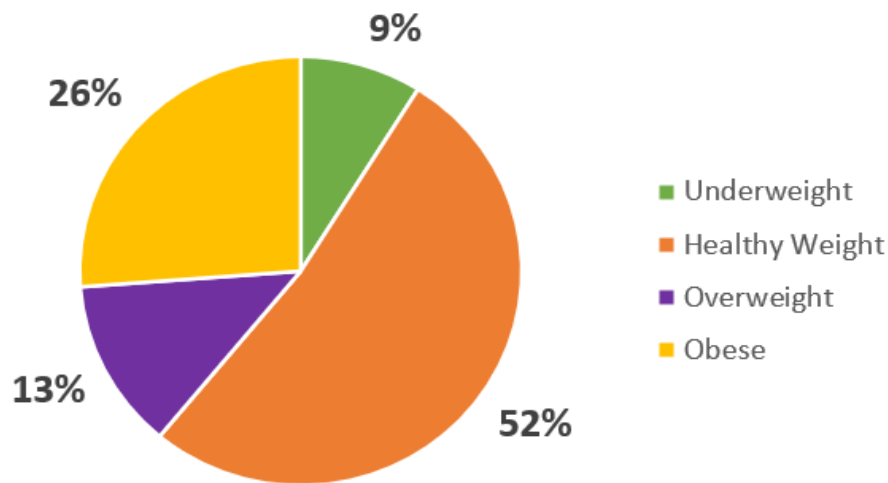


Health Services

The Health Services Department focuses on educating, screening and advocating for the health of Head Start and Early Head Start children, families and community. The department also provides training on health procedures, monitors and conducts vision, hearing, and dental screenings. Children are referred to physicians for physicals and immunizations, as needed. The agency also has a Health Advisory Committee comprised of community health professionals that meet 3 times a year to discuss health issues within the community and health services for the families.

The following statistical data is based on the 2020-2021 medical records of 898 enrolled children only and not the total cumulative Head Start enrollment of 1,325 due to COVID-19.

Head Start Body Mass Index (based on children’s age and sex)



Head Start Mental Health Consultation - Staff	
Number of classroom teacher, home visitors, and family child care providers who received assistance from a mental health consultant through observation and consultation	89

Head Start Medical and Dental Services - Children	
Percentage of children who are up-to-date on a schedule of age appropriate preventive and primary health care, according to the relevant state's EPSDT schedule for well child care	39.8%
Percentage of children with continuous, accessible dental care provided by a dentist	99.4%

The following statistical data is based on the 2020-2021 cumulative Early Head Start enrollment of 704:

Early Head Start - Medical and Dental Services - Children	
Percentage of children who are up-to-date on a schedule of age appropriate preventive and primary health care, according to the relevant state's EPSDT schedule for well child care	19%
Percentage of children with continuous, accessible dental care provided by a dentist	99%



Financial Information

The management staff formulates the annual budget in collaboration with the Board of Directors and Policy Council finance committees. The proposed budget is categorized with 5 line items as mandated by The Office of Head Start. The line item categories are as follows: Personnel, Fringe Benefits, Travel, Equipment (optional), Supplies, and Other. The annual refunding application, along with the proposed budget, are presented to the Board of Directors and Policy Council for approval.

NINOS, Inc. is in compliance and in good standing with the Administration for Children and Families, Head Start Bureau and the Texas Department of Agriculture (TDA). The program received a positive audit for fiscal year 2020-2021 from an independent auditor.

The total amount of public and private funds received for Fiscal Year 2020-2021 are as follows:

2020-2021 Total Operating Grant	
Head Start	\$14,541,952
Early Head Start	\$9,694,634
TDA	\$2,685,566
Total	\$26,922,152

2020-2021 Non-Federal Share	
Head Start	\$3,089,497
Early Head Start	\$2,059,665
Total Non Federal Share	\$5,149,162

2020-2021 Budgetary Expenditures	
Travel	\$38,391
Supplies	\$2,023,572
Other	\$2,818,034
Fringes	\$5,357,097
Salaries	\$13,999,492
TDA	\$2,685,566
Total	\$26,922,152

The CARES Act provided funding to support needs related to the coronavirus disease 2019 (COVID-19). Funds were used in accordance to the Head Start Act to support preventative, preparedness and responsive activities during the coronavirus pandemic.

CARES ACT Funding	
Equipment and Supplies	\$349,299
PPE Equipment	\$673,989
Education Supplies	\$74,811
Transportation Fuel	\$16,601
Meals Reimbursements	\$11,646
Training	\$3,240
Fringes	\$286,019
Hazard Pay & COVID Tests Reimbursement	\$1,074,936
Total	\$2,490,541

