



# Neighbors In Need Of Services, Inc. Head Start/Early Head Start



*“Creating a brighter future for our children and la familia”*

22887 State Highway 345  
Rio Hondo, Texas 78583

~

Tel: 956.399.9944 ~ Fax: 956.399.9966

~

[www.ninosinc.org](http://www.ninosinc.org)  
[info@ninosinc.org](mailto:info@ninosinc.org)

## Annual Report 2021~2022



NINOS, Inc. is an equal opportunity provider and employer

# TABLE OF CONTENTS

- 3. Governance
- 4. About NINOS, Inc.
- 5. Supports and Services
- 6. Enrollment
- 8. Children Services
- 10. Child Outcomes
- 13. Family Services
- 14. Family Outcomes
- 15. Health Services
- 16. Financial Information





# GOVERNANCE

## The Governing Board

The NINOS, Inc., Head Start/Early Head Start Board of Directors serves as the governing body for NINOS, Inc. and is composed of 6 members, following the Head Start Performance Standards. The Board of Directors has legal and fiscal responsibility for administering and overseeing the program, including the safeguarding of federal funds.

Roberto Lopez, Chairperson

Mary Sosa, Vice-Chairperson

Esperanza Vera, Secretary/Parliamentarian

Juanita Ortiz, Treasurer/Sergeant at Arms

Maria F. DeFord, Member

Juan Moreno, Jr. Member

## Policy Council

The NINOS, Inc., Head Start/Early Head Start Policy Council (HSPC) is composed of 42 members, one representative and one alternate from each area and two community representatives. The council's membership is elected and composed as follows:

The HSPC is comprised of parents of enrolled Head Start/Early Head Start children (95%) and 5% of representatives from within the community.

The HSPC's role is the shared governance and responsibility regarding decisions about program goals and plans, annual budget, and personnel functions.

Denjuami Barker, President

Teylor Garcia, Vice-President

Melissa Tamayo, Secretary/Treasurer



# ABOUT NINOS, INC

Neighbors In Need Of Services, Inc. (NINOS, Inc.) Head Start/Early Head Start program focuses on the holistic approach and core values of promoting school readiness for children under the age of 5 from low-income families through education, health, social and other services.

NINOS incorporated in 1990 as a non-profit organization, as described in the IRS Code Section 501(c)3. NINOS, Inc. is funded by the United States Department of Health and Human Services to operate three grants: Head Start, Early Head Start, and Training and Technical Assistance (T/TA). Furthermore, the children's meals are reimbursed by the Texas Department of Agriculture (TDA). The service area covers Cameron and Willacy counties. The program serves children before they are born through four (4) years of age. Head Start and Early Head Start children receive services that include: educational, nutritional, dental, health, transitional, and special services. One of the criteria for receiving Head Start services is that the families must meet federal income poverty guidelines.

In the 2021-2022 program year the agency had 50 center locations in operation in Cameron and Willacy county composed of 16 Head Start/Early Head start centers, 25 Head Start centers, and 8 Early Head Start centers. The program was granted to serve for the 2021-2022 program 1,848 children in Head Start and 576 in Early Head Start.

The mission of NINOS, Inc. is "Creating a brighter future for our children and la familia" We work to enhance the development of young children, promote healthy family functioning, provide for staff development and establish partners among the Community.



# SUPPORTS AND SERVICES

NINOS, Inc. tracks data on the provision of services and support to ensure families and children are reaching their full potential. In the 2021-2022 program year, 1167 families received at least one type of services or support. The information below shows the specific resource, referral or support our families received during the 2021-2022 program year for the Head Start and Early Head Start program.



## Family Support



## Crisis Support

Housing Assistance	33	Crisis Intervention	264
Children's Screening and Assessments	984	Substance Abuse Prevention	84
Parenting Education	166	Substance Abuse Treatment	14
Relationship/Marriage	147	Education on Tobacco Product Use Consequences	627
Asset Building Services	138	Families of Incarcerated In-	26
Education on Postpartum Care	433		



## Skills Support



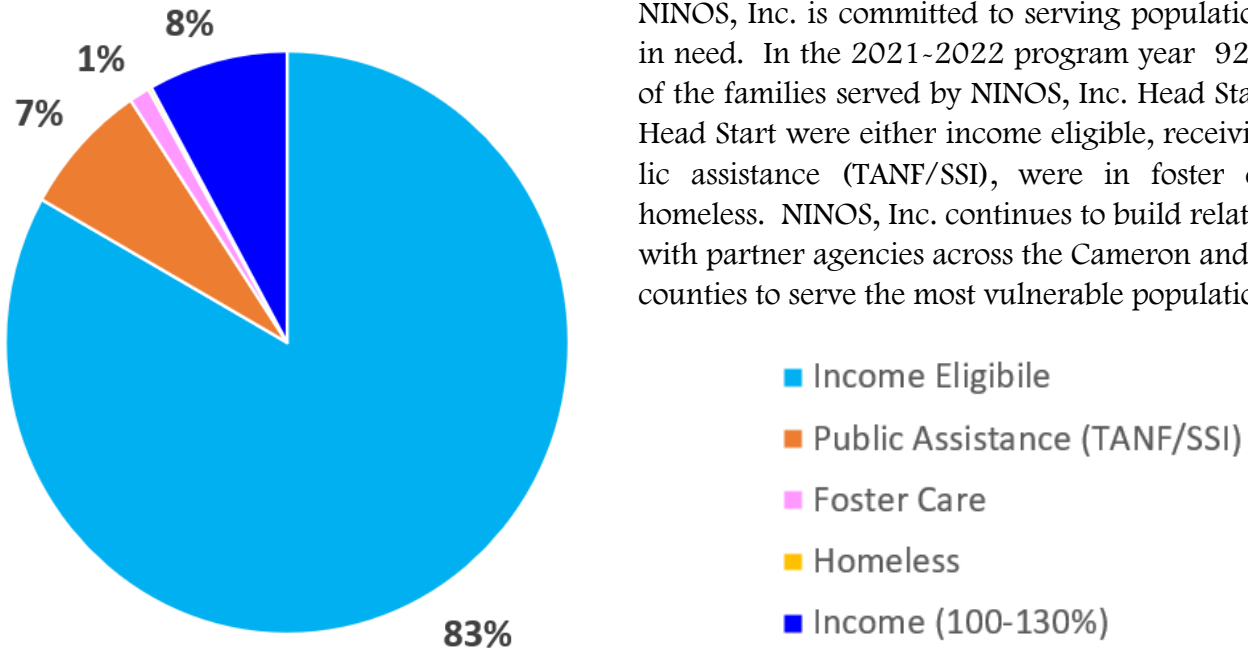
## Health Care Services

English as a Second Language Training	30	Mental Health Services	34
Adult Education/Job Training	175	Education on Medical & Oral Health	331
Support Transitions (EHS to HS, HS to kindergarten)	862	Nutrition	778



# ENROLLMENT

## Enrollment by Eligibility Categories



NINOS, Inc. is committed to serving populations most in need. In the 2021-2022 program year 92 percent of the families served by NINOS, Inc. Head Start/Early Head Start were either income eligible, receiving public assistance (TANF/SSI), were in foster care, or homeless. NINOS, Inc. continues to build relationships with partner agencies across the Cameron and Willacy counties to serve the most vulnerable populations.

## Cumulative Enrollment

The cumulative enrollment for the 2021-2022 program year was 1760 in Head Start and 800 in Early Head Start.

Type of Eligibility - Head Start/Early Head Start		
Income below 100% of federal poverty line	2129	83%
Public assistance such as TANF or SSI	191	7%
Status as a foster child	30	1%
Homeless	5	<1%
Family between 100-130% of federal poverty line	205	8%
<b>TOTAL</b>	<b>2560</b>	

The total number of families served for the 2021-202 program year was 1671 in Head Start and 714 in Early Head Start.



# ENROLLMENT

## Recruitment

Recruitment is ongoing to ensure that a waiting list is maintained. Recruitment activities are promoted through announcements posted in community and local service buildings, businesses, churches, the NINOS, Inc. website, and circulated through the local newspapers. All distributed information is made available in both English and Spanish. Recruitment efforts include recruiting children who have disabilities. Ten percent of enrollment opportunities are made available to children with disabilities.

The program has shifted its recruitment efforts to social media and word of mouth due the on going pandemic with COVID-19. In person recruitment is conducted with all appropriate measures made to protect staff and families.

## Monthly Enrollment

Between August 2021 and June 2022 the average monthly enrollment for the Head Start program, including slots open less than 30 days, was 79 percent of available slots, and the average monthly enrollment of the Early Head Start program was 100 percent.

### ENROLLMENT HEAD START/EARLY HEAD START

Month	Enrollment	% of Funded Enrollment
August – 2020	1782	74%
September - 2020	1880	78%
October - 2020	1987	82%
November - 2020	2021	83%
December - 2020	2037	84%
January - 2021	2078	86%
February - 2021	2092	86%
March - 2021	2127	88%
April - 2021	2119	87%
May - 2021	2102	87%
June - 2021	1741	72%
July - 2021*	254	100%

\*Summer Program 254 Slots in Operation (166 HS/88 EHS)

## Funded Enrollment

The funded enrollment for the Head Start program for 2021-2022 was 1848. The funded enrolled for Early Head Start was 576. The combined funded enrollment for NINOS, Inc. for 2021-2022 was 2424.



# Children Services

The shared vision of the NINOS, Inc.'s Head Start/Early Head Start program is to prepare all children for kindergarten and future successes through collective leadership, planning, accountability, and professional development. The program adopted the definition of school readiness, primarily underpinned from the Improving Head Start for School Readiness Act of 2007 which requires programs to maintain and sustain a birth to five comprehensive, developmental system framework. Therefore, the NINOS, Inc. program bases its educational approach by drawing from the definition of school readiness as the state of development that enables children to successfully transition from Head Start to function and gain knowledge from learning experiences in kindergarten classrooms.

NINOS, Inc. utilized leadership teams of staff, parents, and community partners to respond systematically by using a variety of resources and data to establish goals and age-specific indicators. The leadership team members referenced resources such as the Head Start Performance Standards, Head Start Early Learning Outcomes Framework, Parent and Community Engagement Framework, Frog Street Early Childhood Curricula, Texas Prekindergarten Guidelines, and the Texas State Early Learning Infant Toddler Framework. In addition, data sources were examined for patterns in the progress and well-being of the children, which included the Learning Accomplishment Profile (Lap BK) children assessment results, as well as the NINOS Self-Assessment Report, and the Program Information Report (PIR).

The 2021-2022 school readiness goals addressed the needs of all children, including dual language learners and children with disabilities. These goals address the child's health and nutrition, relationships, eagerness to learn, ability to connect known and new experiences, communication, and awareness of books and printed material. It is also important to note that these goals did not represent the full breadth of development occurring during the first five years of life, nor typify the number of goals the program develops. Nonetheless, these goals and age-specific benchmarks enabled staff, families, and school partners to implement effective practices necessary to promote the school readiness informed by both research and data. Throughout the year, the NINOS, Inc.'s community of staff, parents, and supportive educational agencies worked side by side to support children's development.





# Children Services

## 2021-2022 School Readiness Goals

DOMAINS FROM HEAD START EARLY LEARNING OUTCOMES FRAMEWORK	OUTCOMES
Approaches to Learning	♦ Children will demonstrate interest, curiosity, persistence, and eagerness to learn.
Social and Emotional Development	♦ Children will engage in relationships and interactions with others as they develop a healthy concept of their personal identity.
Language and Literacy	♦ Children will increase their oral language abilities and pre-literacy skills.
Cognition	♦ Children will develop and demonstrate the ability to retain and connect new and familiar experiences to numerical knowledge.
Perceptual, Motor and Physical Development	♦ Children will understand and demonstrate healthy and safe habits.

## Transitions

Transition is a priority at Head Start. Children can't begin to learn if they are frightened or uncomfortable with their surroundings. The transition services focus on assisting and preparing parents and staff as a child leaves the comforts of home to enter the Early Head Start, Head Start or the Public School.

- ♦ A total of 51 children were projected to transitioned into kindergarten at the end of the 2021-2022 program year.
- ♦ A total of 142 toddlers transitioned to Head Start by the end of the of the 2021-2022 program year.

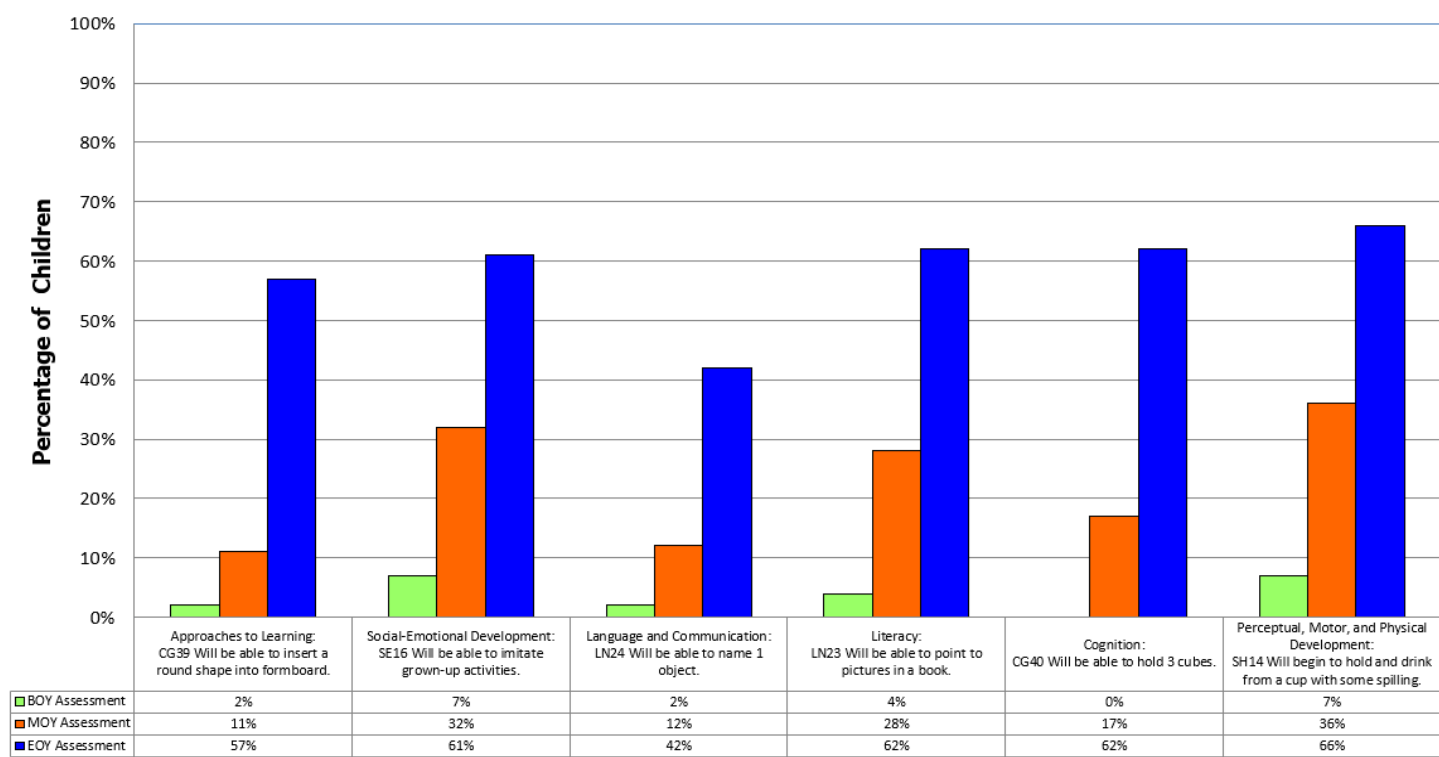
## Assessment

As required, children's developmental progress is formally assessed three times a year using a research-based child outcome assessment. The results allow the program to follow children's developmental progress and to determine the effectiveness of the curriculum implementation. The growth percentages are a comparability of the first and last assessments of the 2021-2022 program year.

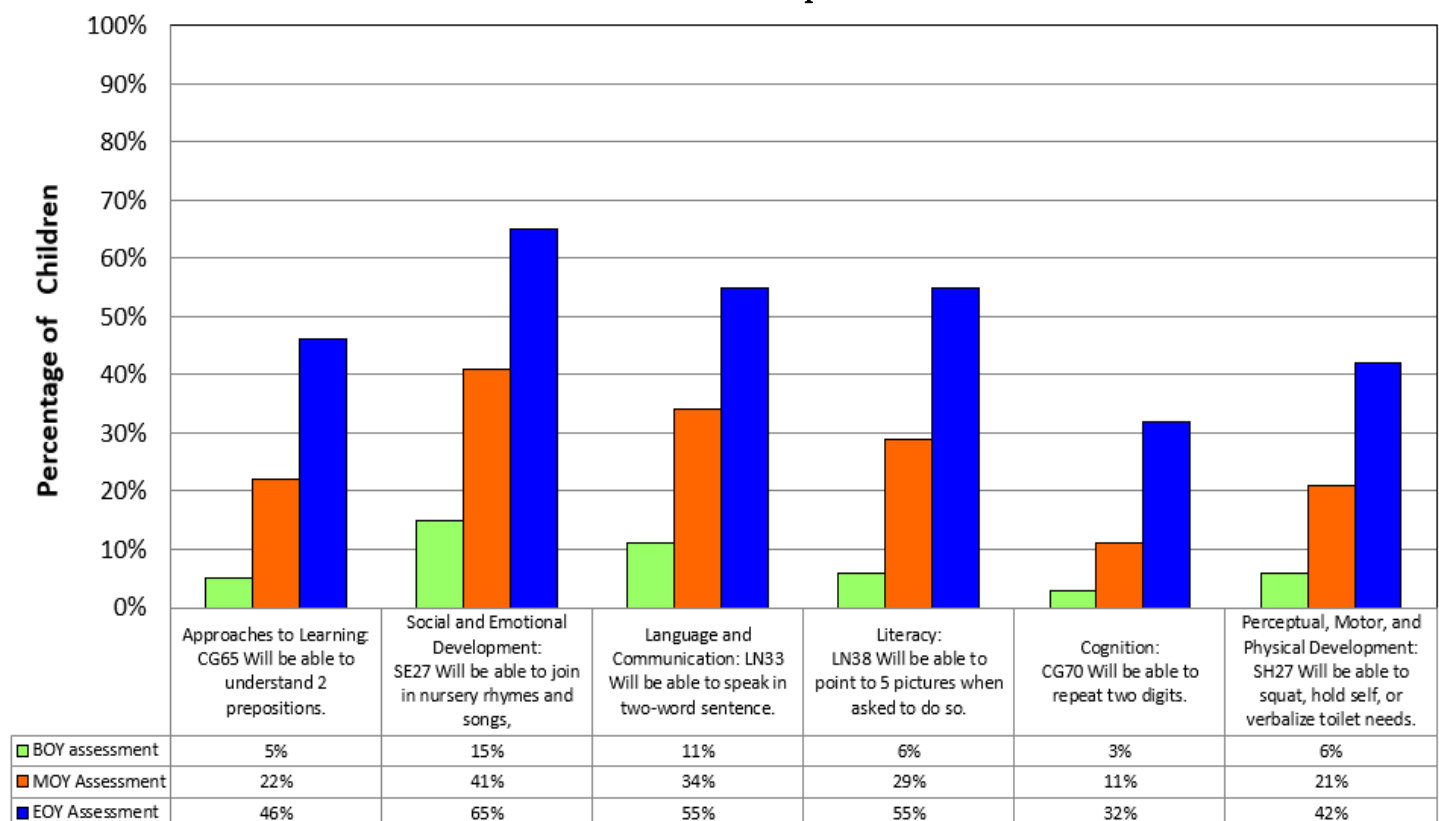


# Children Outcomes

## Infants 0-11 Months ~ School Readiness Report End of the Year Results 2021-2022

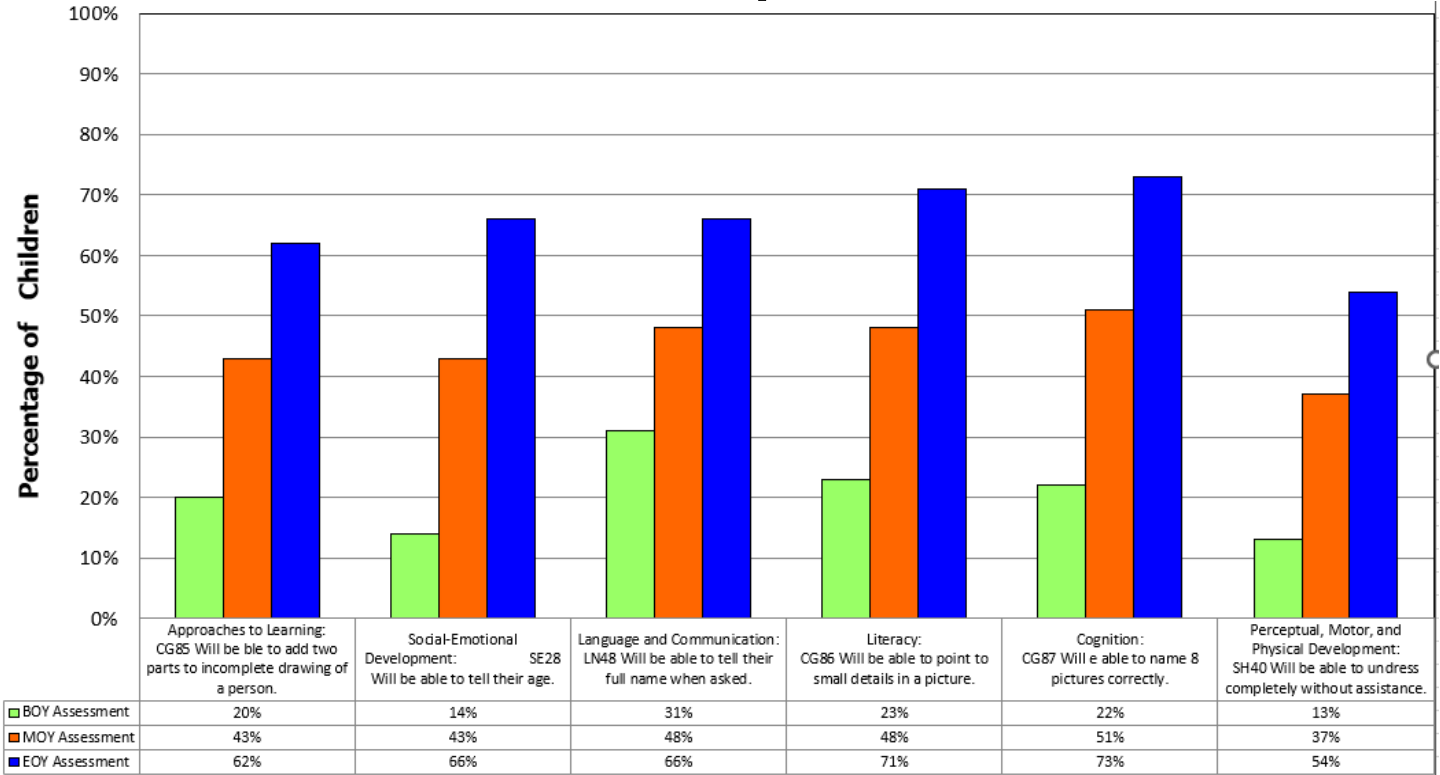


## Mobile Infants 12-23 Months ~ School Readiness Report End of the Year Results 2021-2022

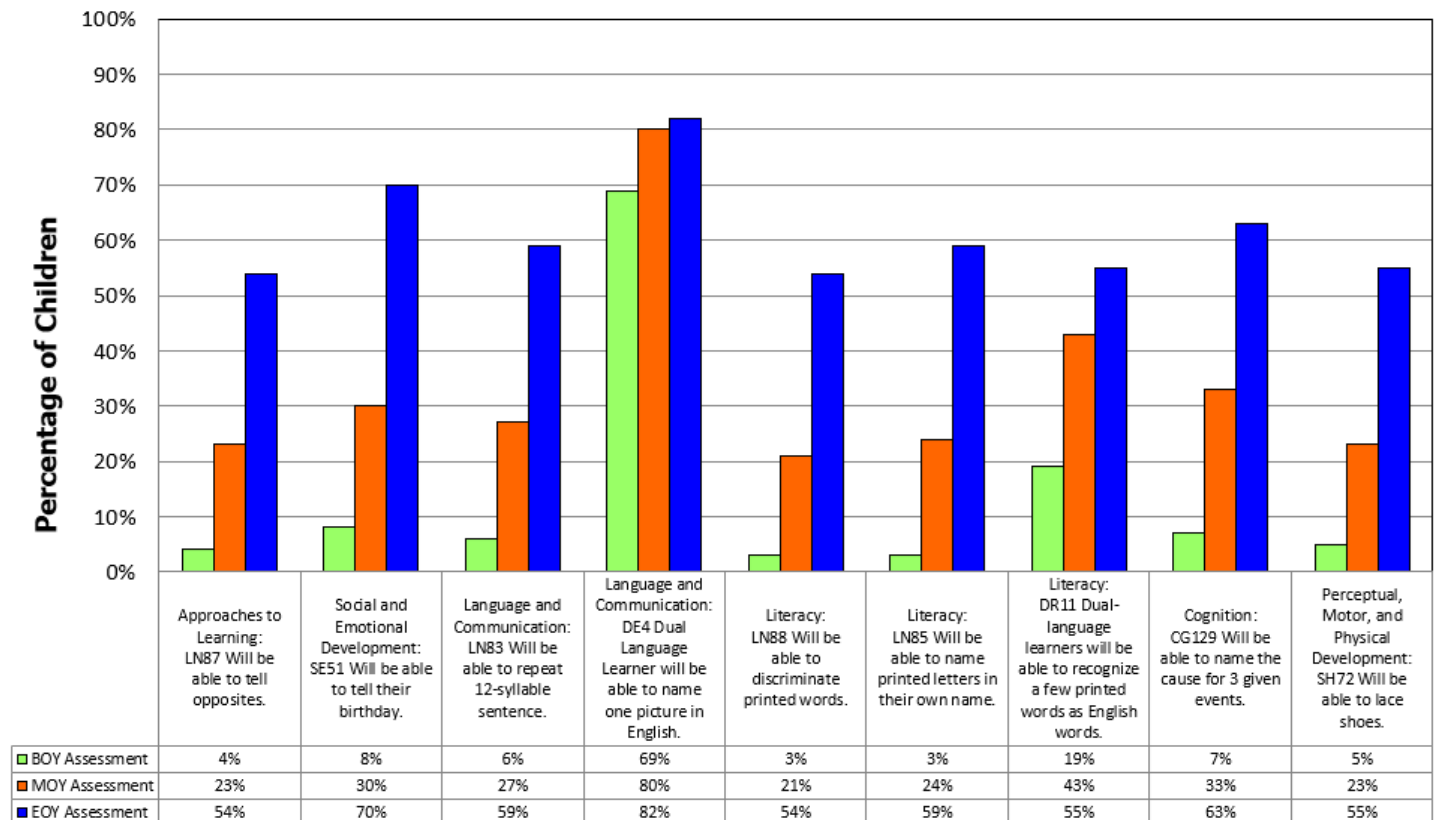


# Children Outcomes

## Toddlers 24-35 Months ~ School Readiness Report End of the Year Results 2021-2022

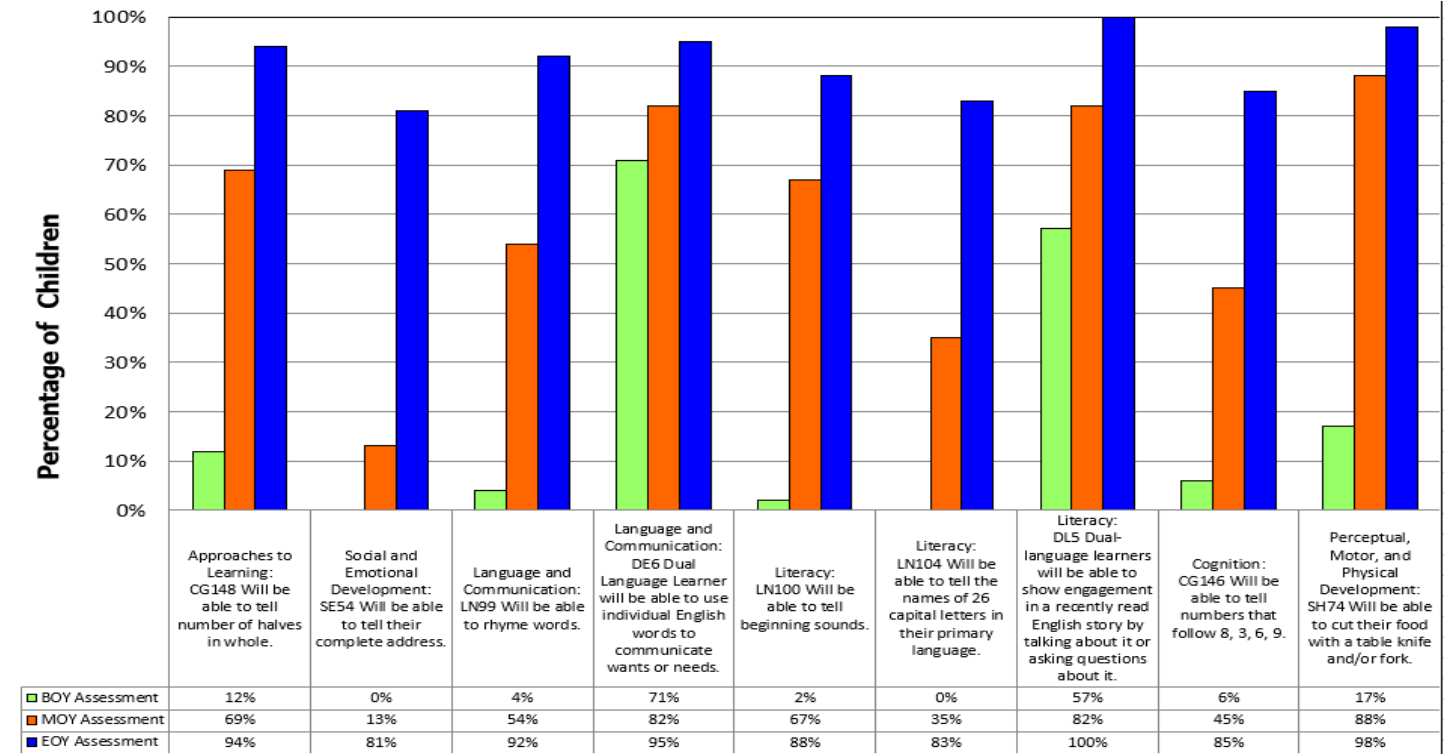


## 3 Year Olds ~ School Readiness Report End of the Year Results 2021-2022



# Children Outcomes

4 Year Olds - School Readiness End of the Year Results 2021-2022



## Collaboration

Head Start has a working relationship with eight (8) school districts, eight (8) public libraries, and one (1) state-chartered school within its service area. There are written local agreements with each entity. The agreements are updated annually or as specified in the agreements.

School Partnership Activates	Transition Activities	Special Services	Dual Enrollment	Facilities	Food Service	MOU	Shared Training
Brownsville	X	X	X	X	X	X	X
Harlingen	X	X	X	X	X	X	X
La Feria	X	X	X	X	X	X	X
Port Isabel	X	X	X	X	X	X	X
Raul Yzaguirre (Charter School)	X	X	X	X	X	X	
Raymondville	X	X	X	X	X	X	
San Benito	X	X	X	X	X	X	X
Santa Maria	X	X	X	X	X	X	X
Santa Rosa	X	X		X		X	



*"Creating a brighter future for our children and la familia"*

# Family Services

The NINOS, Inc.'s Family Services' objective is to empower and engage parents. The department assists parents in advocating for themselves and their families. Parents play an integral part in the program as decision-makers, program volunteers, and advocates.

The NINOS, Inc. Head Start/Early Head Start Policy Council (HS/EHS PC) is a group of Head Start/Early Head Start parents and community members who help lead and make decisions about the NINOS, Inc. program. Through the HS/EHS PC, parents have a voice in decisions about how the program spends money, what children do in their classrooms, and how it works with community partners.

HS/EHS PC members are elected by the parents of children enrolled in the program. Parents are elected to the Policy Council by the center's parent committee. The HS/EHS PC meets monthly as a group. They work closely with the NINOS, Inc.'s management team and board of directors to provide overall direction for the program.

## Parent Trainings

NINOS, Inc. provides parents with an array of ongoing training sessions, which enhance personal growth opportunities. Topics include parent orientation, pedestrian safety, domestic violence, child abuse and prevention, transition, expanded nutrition program, prenatal care, education and early childhood development, safety practices, continuing education, marriage enrichment, health education, oral health, fatherhood, parent enrichment, disability services, hurricane preparedness and transportation laws.

## Scholarships

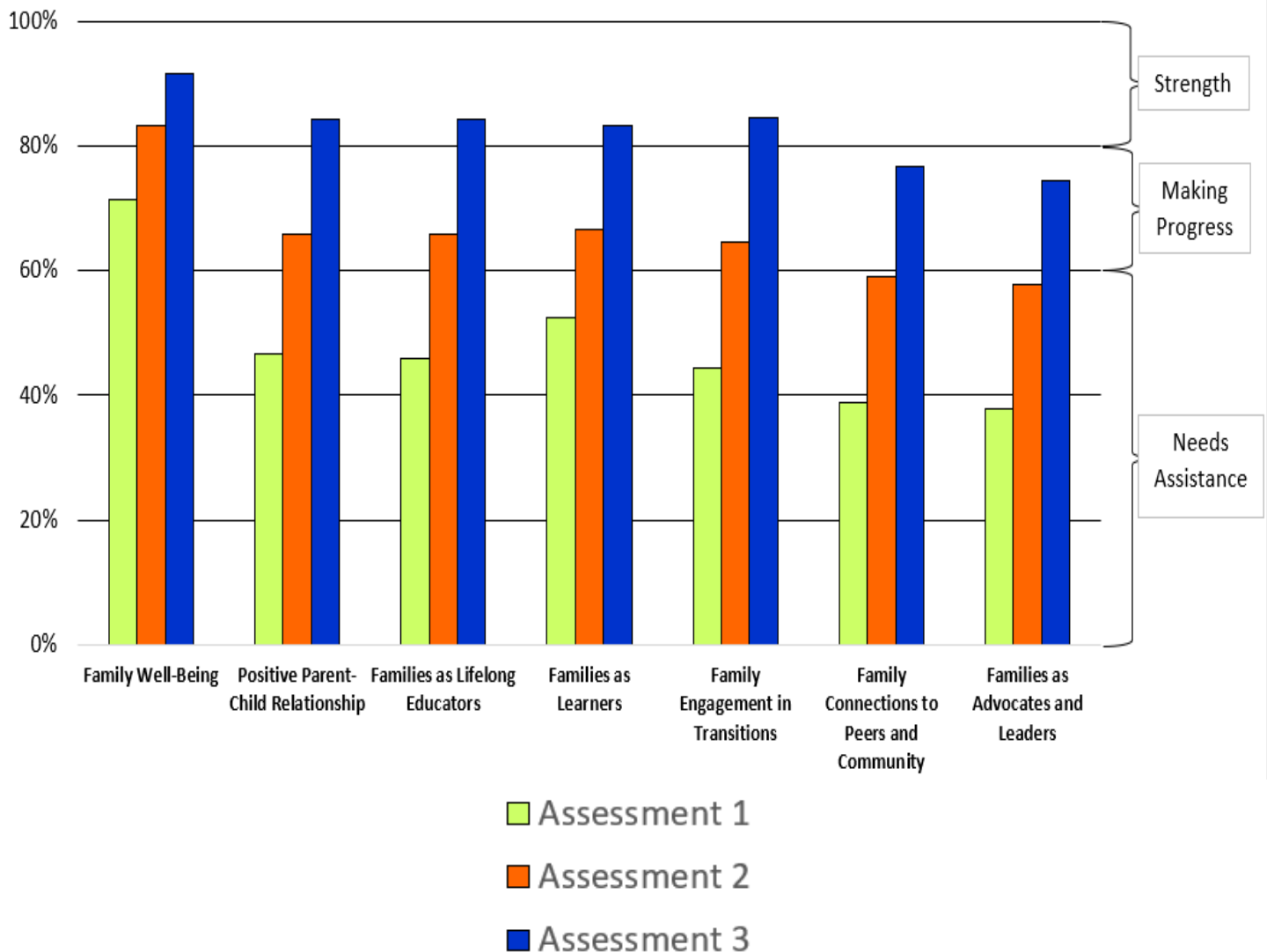
The Policy Council has a scholarship program, which awarded eight (12) scholarships of \$1,200 each; these were awarded to former Head Start students and former and current parents in support of their higher education. The scholarships awarded for the 2021-2022 program year totaled \$14,400.



# Family Outcomes

The program recognizes that goalsetting with individual families is a critical component to achieving positive outcomes for children and families. Families are formally assessed three times a year to follow their developmental progress in Family Goals that were developed in conjunction with the children's School Readiness Goals. There was growth in all areas.

Head Start and Early Head Start Family Outcomes 2021-2022

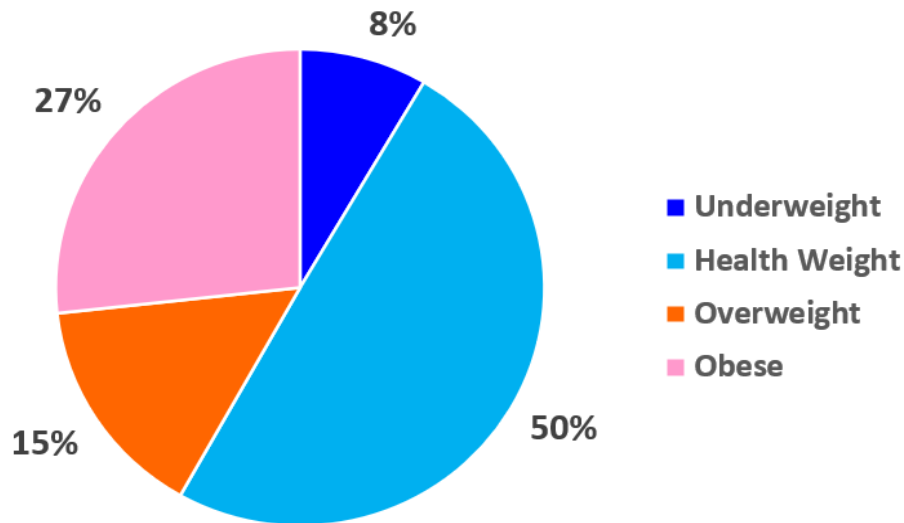


# Health Services

The Health Services Department focuses on educating, screening and advocating for the health of Head Start and Early Head Start children, families and community. The department also provides training on health procedures, monitors and conducts vision, hearing, and dental screenings. Children are referred to physicians for physicals and immunizations, as needed. The agency also has a Health Advisory Committee comprised of community health professionals that meet 3 times a year to discuss health issues within the community and health services for the families.

The following statistical data is based on the 2021-2022 medical records of 1441 enrolled children only and not the total cumulative Head Start enrollment of 1760 due to COVID-19.

**Head Start Body Mass Index** (based on children's age and sex)



The following statistical data is based on the 2021-2022 cumulative enrollment for Head Start of 1760.

Head Start Medical and Dental Services Accessibility	
Percentage of children with an ongoing source of continuous, accessible health care provided by a health care professional	98.4%
Percentage of children with continuous, accessible dental care provided by a dentist	97.5%

The following statistical data is based on the 2021-2022 cumulative enrollment for Early Head Start of 800.

Early Head Start Medical and Dental Services Accessibility	
Percentage of children with an ongoing source of continuous, accessible health care provided by a health care professional	98.2%
Percentage of children with continuous, accessible dental care provided by a dentist	97.2%



# Financial Information

The management staff formulates the annual budget in collaboration with the Board of Directors and Policy Council finance committees. The proposed budget is categorized with 5 line items as mandated by The Office of Head Start. The line item categories are as follows: Personnel, Fringe Benefits, Travel, Equipment (optional), Supplies, and Other. The annual refunding application, along with the proposed budget, are presented to the Board of Directors and Policy Council for approval.

NINOS, Inc. is in compliance and in good standing with the Administration for Children and Families, Head Start Bureau and the Texas Department of Agriculture (TDA).

The total amount of public and private funds received for Fiscal Year 2021-2022 are as follows:

2021-2022 Total Operating Grant	
Head Start	14,988,522
Early Head Start	8,981,558
TDA	2,701,086.70
<b>Total</b>	<b>\$26,671,166.70</b>

2021-2022 Non-Federal Share	
Head Start	3,600,525.90
Early Head Start	2,400,350.60
<b>Total Non Federal Share</b>	<b>\$6,000,876.50</b>

2021-2022 Budgetary Expenditures	
Travel	0
Supplies	1,466,318.40
Other	3,335,576.66
Fringes	5,190,734.07
Salaries	13,977,450.87
TDA	2,701,086.70
<b>Total</b>	<b>\$26,671,166.70</b>

The American Rescue Plan Act of 2021 provided funding to support needs related to the COVID-19 pandemic. Funds were used in accordance to the Head Start Act to support preventative, preparedness and responsive activities during the coronavirus pandemic.

American Rescue Plan Act of 2021	
PPE Equipment	845,959
Education Supplies	665,906
Fringes	101,442
Hazard Pay	334,311
<b>Total</b>	<b>\$1,947,618</b>

